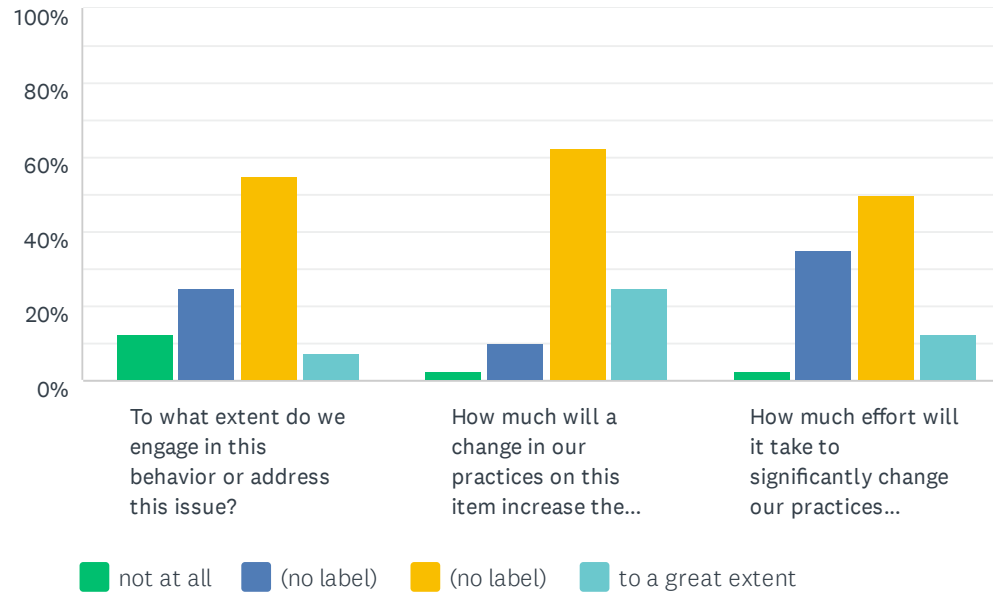


# Q1 The content considered essential for all students to learn versus the content considered supplemental has been identified and communicated to teachers.

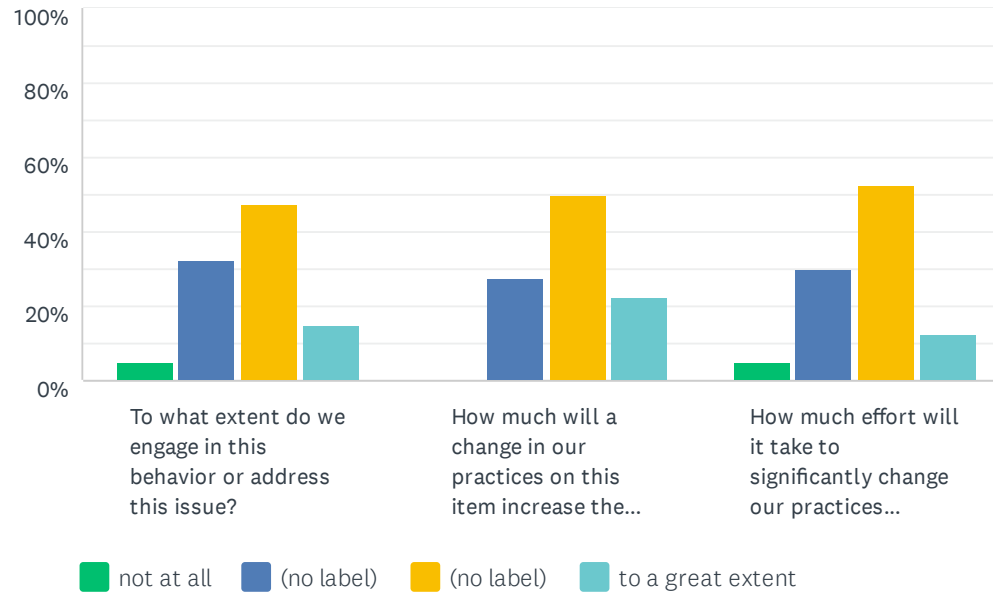
Answered: 40 Skipped: 1



|   | NOT AT ALL  | (NO LABEL)   | (NO LABEL)   | TO A GREAT EXTENT | TOTAL | WEIGHTED AVERAGE |
|---|-------------|--------------|--------------|-------------------|-------|------------------|
| To what extent do we engage in this behavior or address this issue?                                     | 12.50%<br>5 | 25.00%<br>10 | 55.00%<br>22 | 7.50%<br>3        | 40    | 2.58             |
| How much will a change in our practices on this item increase the academic achievement of our students? | 2.50%<br>1  | 10.00%<br>4  | 62.50%<br>25 | 25.00%<br>10      | 40    | 3.10             |
| How much effort will it take to significantly change our practices regarding this issue?                | 2.50%<br>1  | 35.00%<br>14 | 50.00%<br>20 | 12.50%<br>5       | 40    | 2.73             |

## Q2 The amount of essential content that has been identified can be addressed in the instructional time available to teachers.

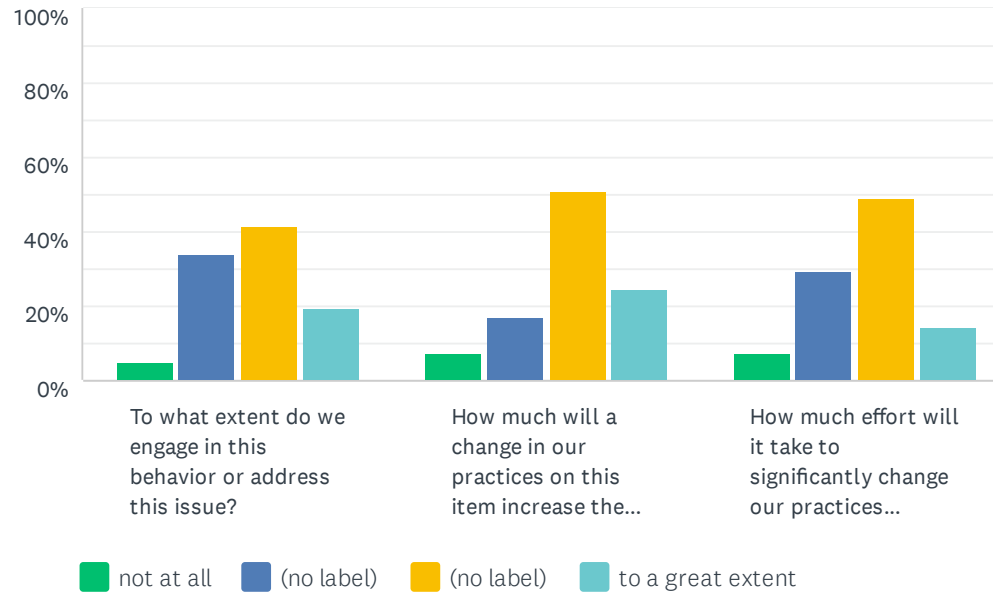
Answered: 40 Skipped: 1



|   | NOT AT ALL | (NO LABEL)   | (NO LABEL)   | TO A GREAT EXTENT | TOTAL | WEIGHTED AVERAGE |
|---|------------|--------------|--------------|-------------------|-------|------------------|
| To what extent do we engage in this behavior or address this issue?                                     | 5.00%<br>2 | 32.50%<br>13 | 47.50%<br>19 | 15.00%<br>6       | 40    | 2.73             |
| How much will a change in our practices on this item increase the academic achievement of our students? | 0.00%<br>0 | 27.50%<br>11 | 50.00%<br>20 | 22.50%<br>9       | 40    | 2.95             |
| How much effort will it take to significantly change our practices regarding this issue?                | 5.00%<br>2 | 30.00%<br>12 | 52.50%<br>21 | 12.50%<br>5       | 40    | 2.73             |

### Q3 The essential content is organized and sequenced in a way that students have ample opportunity to learn it.

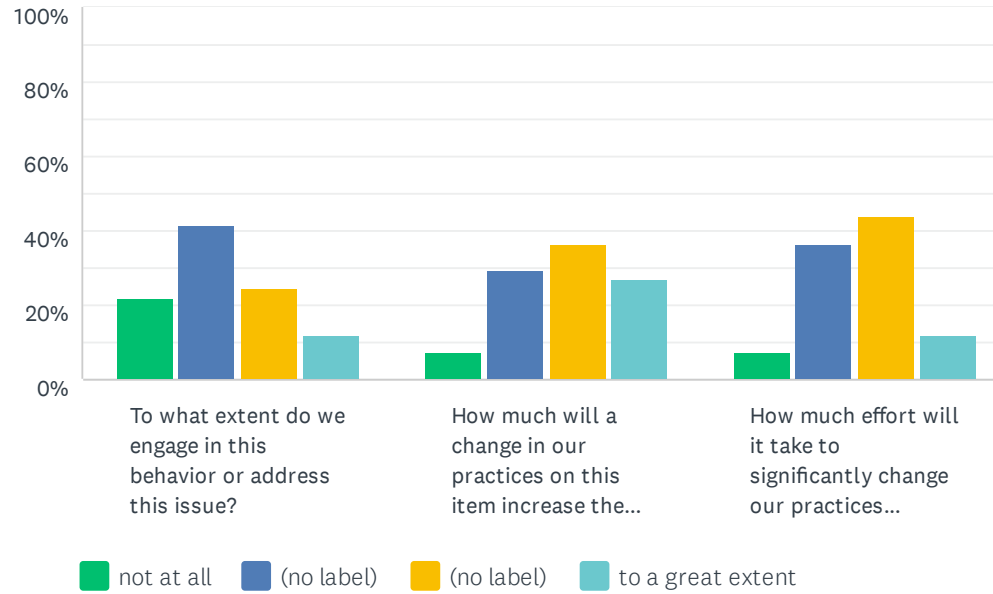
Answered: 41 Skipped: 0



|   | NOT AT ALL | (NO LABEL)   | (NO LABEL)   | TO A GREAT EXTENT | TOTAL | WEIGHTED AVERAGE |
|---|------------|--------------|--------------|-------------------|-------|------------------|
| To what extent do we engage in this behavior or address this issue?                                     | 4.88%<br>2 | 34.15%<br>14 | 41.46%<br>17 | 19.51%<br>8       | 41    | 2.76             |
| How much will a change in our practices on this item increase the academic achievement of our students? | 7.32%<br>3 | 17.07%<br>7  | 51.22%<br>21 | 24.39%<br>10      | 41    | 2.93             |
| How much effort will it take to significantly change our practices regarding this issue?                | 7.32%<br>3 | 29.27%<br>12 | 48.78%<br>20 | 14.63%<br>6       | 41    | 2.71             |

### Q4 Someone checks to ensure that teachers address essential content.

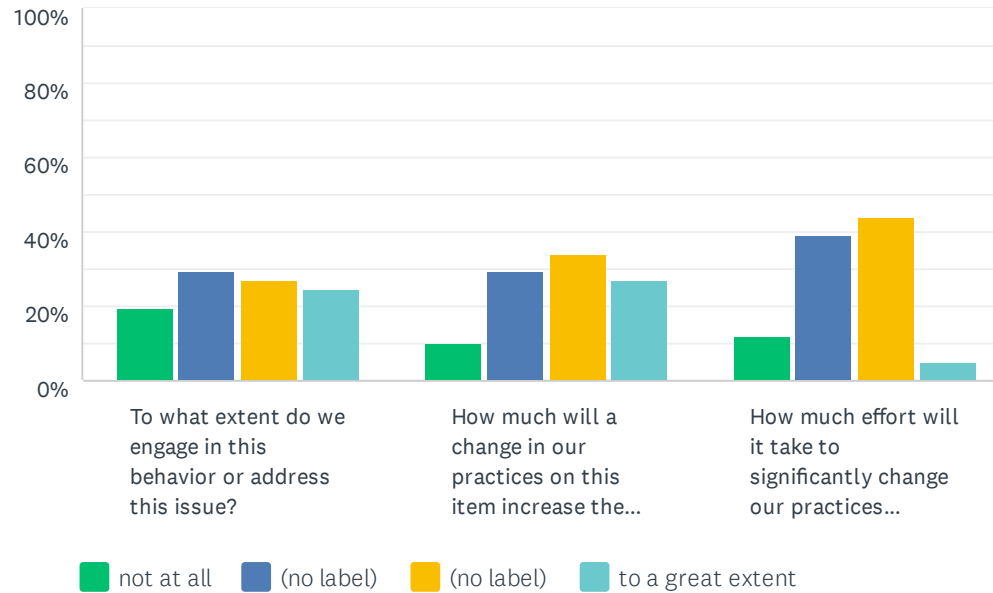
Answered: 41 Skipped: 0



|   | NOT AT ALL  | (NO LABEL)   | (NO LABEL)   | TO A GREAT EXTENT | TOTAL | WEIGHTED AVERAGE |
|---|-------------|--------------|--------------|-------------------|-------|------------------|
| To what extent do we engage in this behavior or address this issue?                                     | 21.95%<br>9 | 41.46%<br>17 | 24.39%<br>10 | 12.20%<br>5       | 41    | 2.27             |
| How much will a change in our practices on this item increase the academic achievement of our students? | 7.32%<br>3  | 29.27%<br>12 | 36.59%<br>15 | 26.83%<br>11      | 41    | 2.83             |
| How much effort will it take to significantly change our practices regarding this issue?                | 7.32%<br>3  | 36.59%<br>15 | 43.90%<br>18 | 12.20%<br>5       | 41    | 2.61             |

## Q5 The instructional time available to teachers is protected by minimizing interruptions and scheduled non-instructional activities.

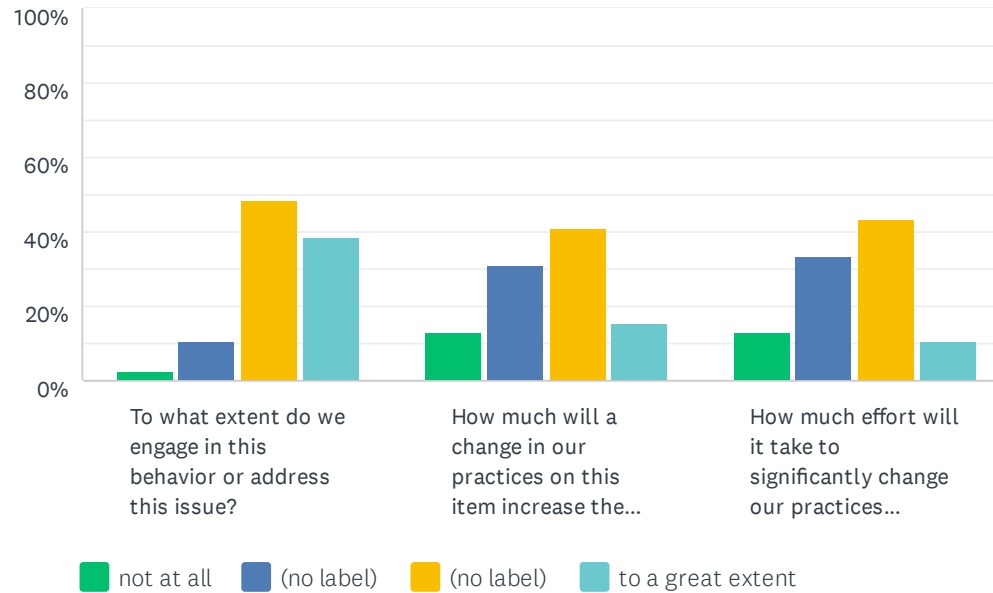
Answered: 41 Skipped: 0



|   | NOT AT ALL  | (NO LABEL)   | (NO LABEL)   | TO A GREAT EXTENT | TOTAL | WEIGHTED AVERAGE |
|---|-------------|--------------|--------------|-------------------|-------|------------------|
| To what extent do we engage in this behavior or address this issue?                                     | 19.51%<br>8 | 29.27%<br>12 | 26.83%<br>11 | 24.39%<br>10      | 41    | 2.56             |
| How much will a change in our practices on this item increase the academic achievement of our students? | 9.76%<br>4  | 29.27%<br>12 | 34.15%<br>14 | 26.83%<br>11      | 41    | 2.78             |
| How much effort will it take to significantly change our practices regarding this issue?                | 12.20%<br>5 | 39.02%<br>16 | 43.90%<br>18 | 4.88%<br>2        | 41    | 2.41             |

## Q6 An assessment system is used that provides for timely feedback on specific knowledge and skills for individual students.

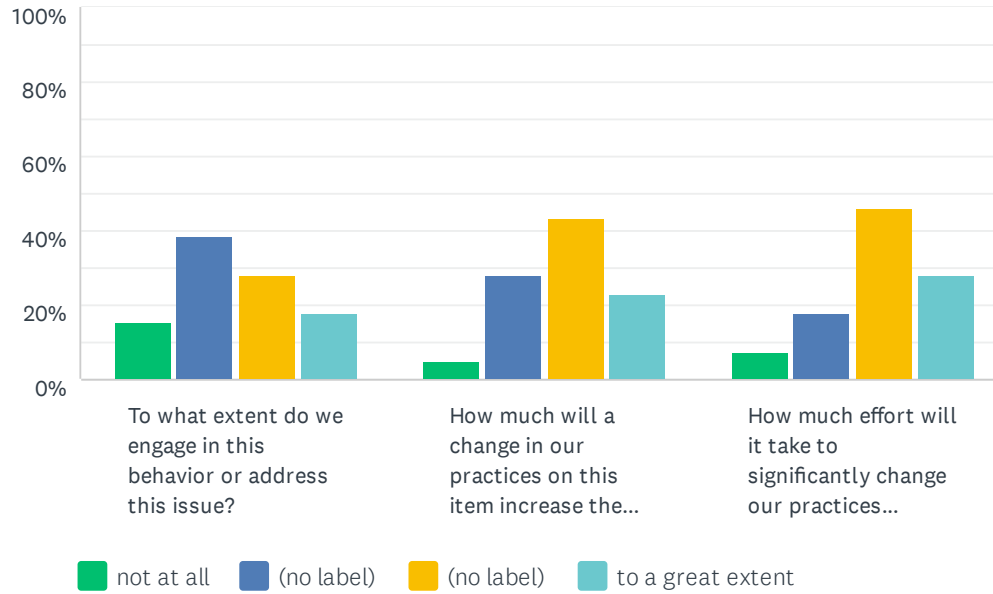
Answered: 39 Skipped: 2



|   | NOT AT ALL  | (NO LABEL)   | (NO LABEL)   | TO A GREAT EXTENT | TOTAL | WEIGHTED AVERAGE |
|---|-------------|--------------|--------------|-------------------|-------|------------------|
| To what extent do we engage in this behavior or address this issue?                                     | 2.56%<br>1  | 10.26%<br>4  | 48.72%<br>19 | 38.46%<br>15      | 39    | 3.23             |
| How much will a change in our practices on this item increase the academic achievement of our students? | 12.82%<br>5 | 30.77%<br>12 | 41.03%<br>16 | 15.38%<br>6       | 39    | 2.59             |
| How much effort will it take to significantly change our practices regarding this issue?                | 12.82%<br>5 | 33.33%<br>13 | 43.59%<br>17 | 10.26%<br>4       | 39    | 2.51             |

### Q7 Specific achievement goals are set for individual students.

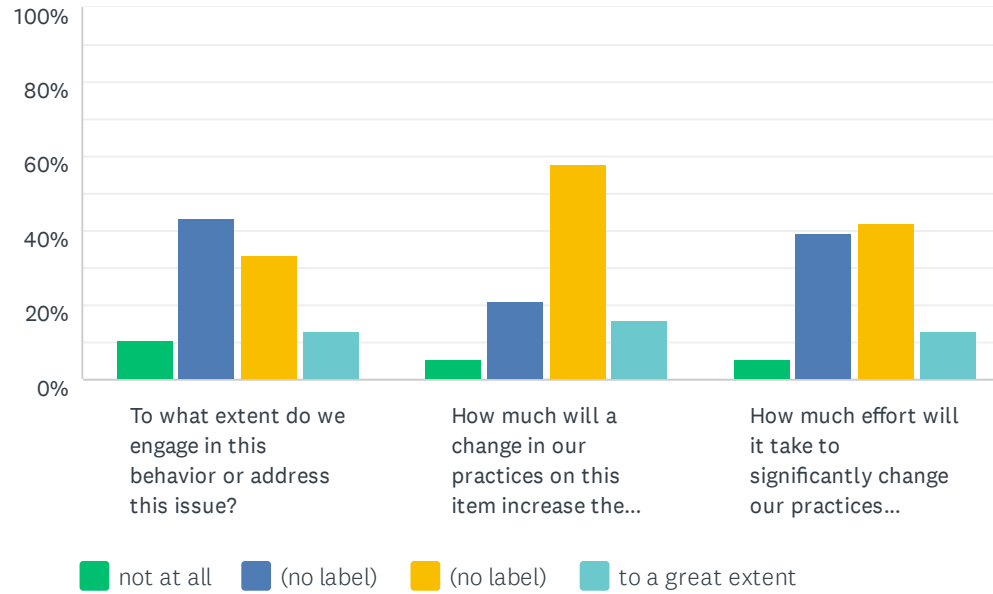
Answered: 39 Skipped: 2



|   | NOT AT ALL  | (NO LABEL)   | (NO LABEL)   | TO A GREAT EXTENT | TOTAL | WEIGHTED AVERAGE |
|---|-------------|--------------|--------------|-------------------|-------|------------------|
| To what extent do we engage in this behavior or address this issue?                                     | 15.38%<br>6 | 38.46%<br>15 | 28.21%<br>11 | 17.95%<br>7       | 39    | 2.49             |
| How much will a change in our practices on this item increase the academic achievement of our students? | 5.13%<br>2  | 28.21%<br>11 | 43.59%<br>17 | 23.08%<br>9       | 39    | 2.85             |
| How much effort will it take to significantly change our practices regarding this issue?                | 7.69%<br>3  | 17.95%<br>7  | 46.15%<br>18 | 28.21%<br>11      | 39    | 2.95             |

### Q8 Performance on schoolwide and individual student goals is used to plan for future actions.

Answered: 39 Skipped: 2

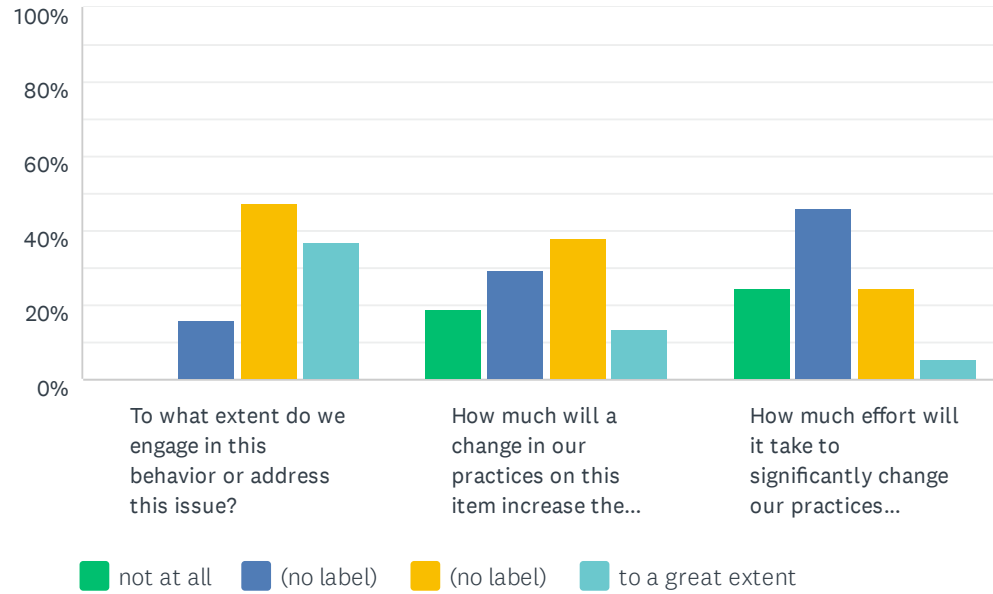


|   | NOT AT ALL  | (NO LABEL)   | (NO LABEL)   | TO A GREAT EXTENT | TOTAL | WEIGHTED AVERAGE |
|---|-------------|--------------|--------------|-------------------|-------|------------------|
| To what extent do we engage in this behavior or address this issue?                                     | 10.26%<br>4 | 43.59%<br>17 | 33.33%<br>13 | 12.82%<br>5       | 39    | 2.49             |
| How much will a change in our practices on this item increase the academic achievement of our students? | 5.26%<br>2  | 21.05%<br>8  | 57.89%<br>22 | 15.79%<br>6       | 38    | 2.84             |
| How much effort will it take to significantly change our practices regarding this issue?                | 5.26%<br>2  | 39.47%<br>15 | 42.11%<br>16 | 13.16%<br>5       | 38    | 2.63             |



### Q9 Effective mechanisms are in place to communicate to parents and community.

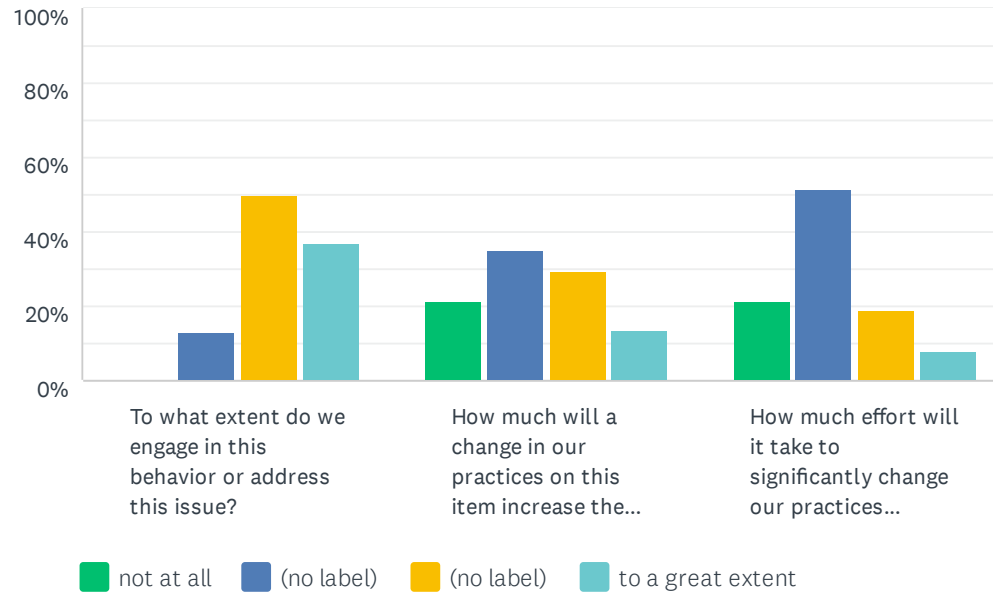
Answered: 38 Skipped: 3



|   | NOT AT ALL  | (NO LABEL)   | (NO LABEL)   | TO A GREAT EXTENT | TOTAL | WEIGHTED AVERAGE |
|---|-------------|--------------|--------------|-------------------|-------|------------------|
| To what extent do we engage in this behavior or address this issue?                                     | 0.00%<br>0  | 15.79%<br>6  | 47.37%<br>18 | 36.84%<br>14      | 38    | 3.21             |
| How much will a change in our practices on this item increase the academic achievement of our students? | 18.92%<br>7 | 29.73%<br>11 | 37.84%<br>14 | 13.51%<br>5       | 37    | 2.46             |
| How much effort will it take to significantly change our practices regarding this issue?                | 24.32%<br>9 | 45.95%<br>17 | 24.32%<br>9  | 5.41%<br>2        | 37    | 2.11             |

## Q10 Effective mechanisms are in place for parents and community to communicate to the school.

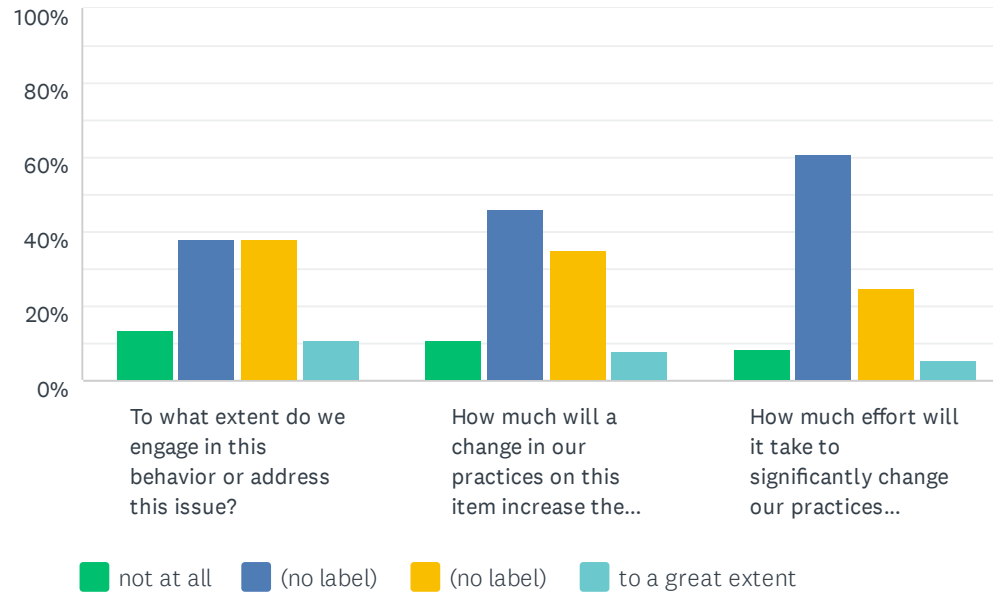
Answered: 38 Skipped: 3



|   | NOT AT ALL  | (NO LABEL)   | (NO LABEL)   | TO A GREAT EXTENT | TOTAL | WEIGHTED AVERAGE |
|---|-------------|--------------|--------------|-------------------|-------|------------------|
| To what extent do we engage in this behavior or address this issue?                                     | 0.00%<br>0  | 13.16%<br>5  | 50.00%<br>19 | 36.84%<br>14      | 38    | 3.24             |
| How much will a change in our practices on this item increase the academic achievement of our students? | 21.62%<br>8 | 35.14%<br>13 | 29.73%<br>11 | 13.51%<br>5       | 37    | 2.35             |
| How much effort will it take to significantly change our practices regarding this issue?                | 21.62%<br>8 | 51.35%<br>19 | 18.92%<br>7  | 8.11%<br>3        | 37    | 2.14             |

## Q11 Opportunities are provided for parents and community to be involved in the day-to-day operations and governance of the school.

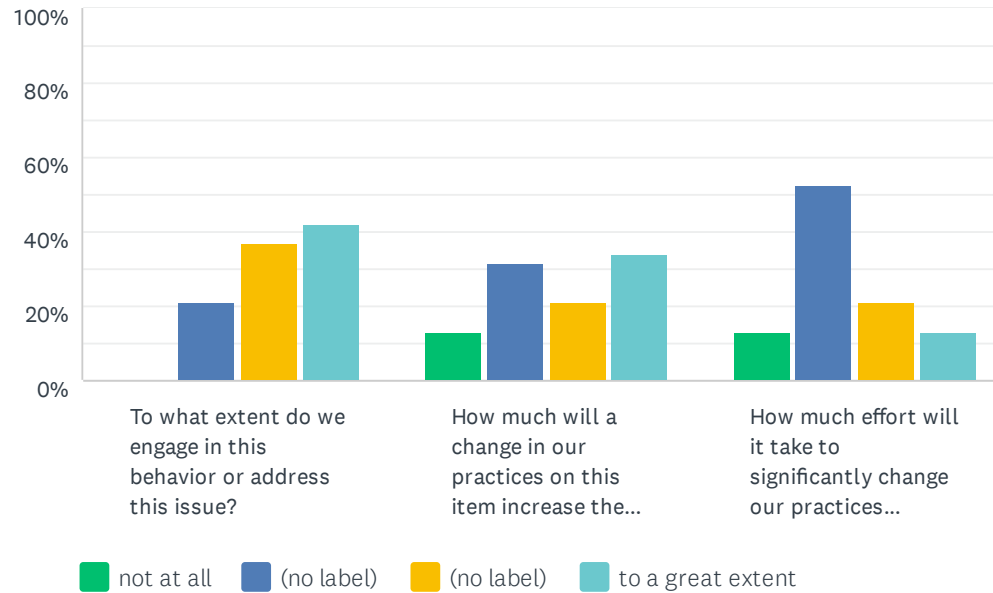
Answered: 37 Skipped: 4



|   | NOT AT ALL  | (NO LABEL)   | (NO LABEL)   | TO A GREAT EXTENT | TOTAL | WEIGHTED AVERAGE |
|---|-------------|--------------|--------------|-------------------|-------|------------------|
| To what extent do we engage in this behavior or address this issue?                                     | 13.51%<br>5 | 37.84%<br>14 | 37.84%<br>14 | 10.81%<br>4       | 37    | 2.46             |
| How much will a change in our practices on this item increase the academic achievement of our students? | 10.81%<br>4 | 45.95%<br>17 | 35.14%<br>13 | 8.11%<br>3        | 37    | 2.41             |
| How much effort will it take to significantly change our practices regarding this issue?                | 8.33%<br>3  | 61.11%<br>22 | 25.00%<br>9  | 5.56%<br>2        | 36    | 2.28             |

## Q12 The physical environment and school routines have been structured to avoid chaos and promote good behavior.

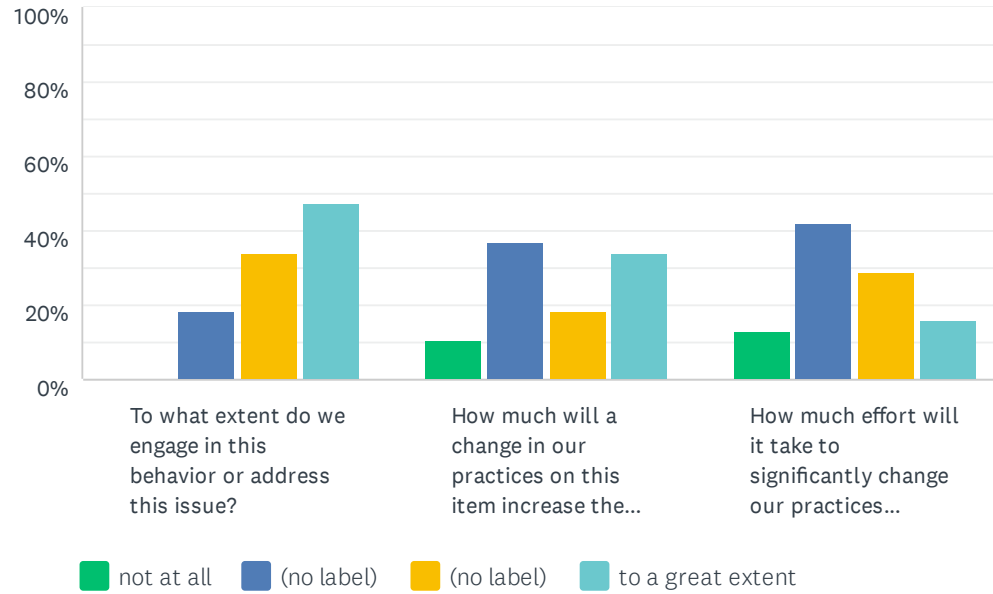
Answered: 38 Skipped: 3



|   | NOT AT ALL  | (NO LABEL)   | (NO LABEL)   | TO A GREAT EXTENT | TOTAL | WEIGHTED AVERAGE |
|---|-------------|--------------|--------------|-------------------|-------|------------------|
| To what extent do we engage in this behavior or address this issue?                                     | 0.00%<br>0  | 21.05%<br>8  | 36.84%<br>14 | 42.11%<br>16      | 38    | 3.21             |
| How much will a change in our practices on this item increase the academic achievement of our students? | 13.16%<br>5 | 31.58%<br>12 | 21.05%<br>8  | 34.21%<br>13      | 38    | 2.76             |
| How much effort will it take to significantly change our practices regarding this issue?                | 13.16%<br>5 | 52.63%<br>20 | 21.05%<br>8  | 13.16%<br>5       | 38    | 2.34             |

### Q13 Clear rules and procedures pertaining to schoolwide behavior have been established.

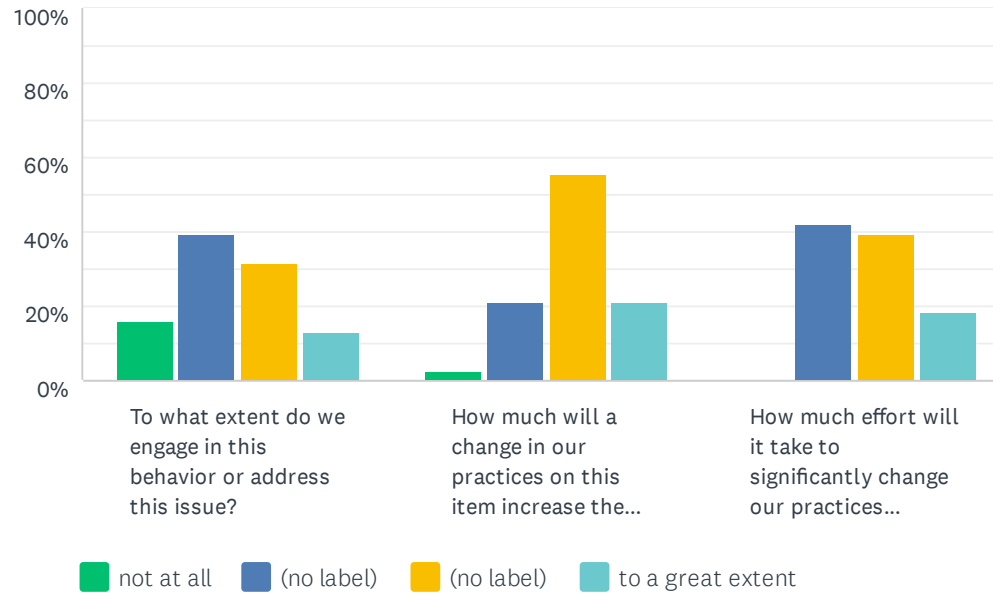
Answered: 38 Skipped: 3



|   | NOT AT ALL  | (NO LABEL)   | (NO LABEL)   | TO A GREAT EXTENT | TOTAL | WEIGHTED AVERAGE |
|---|-------------|--------------|--------------|-------------------|-------|------------------|
| To what extent do we engage in this behavior or address this issue?                                     | 0.00%<br>0  | 18.42%<br>7  | 34.21%<br>13 | 47.37%<br>18      | 38    | 3.29             |
| How much will a change in our practices on this item increase the academic achievement of our students? | 10.53%<br>4 | 36.84%<br>14 | 18.42%<br>7  | 34.21%<br>13      | 38    | 2.76             |
| How much effort will it take to significantly change our practices regarding this issue?                | 13.16%<br>5 | 42.11%<br>16 | 28.95%<br>11 | 15.79%<br>6       | 38    | 2.47             |

## Q14 A program that teaches and reinforces student self-discipline and responsibility has been implemented.

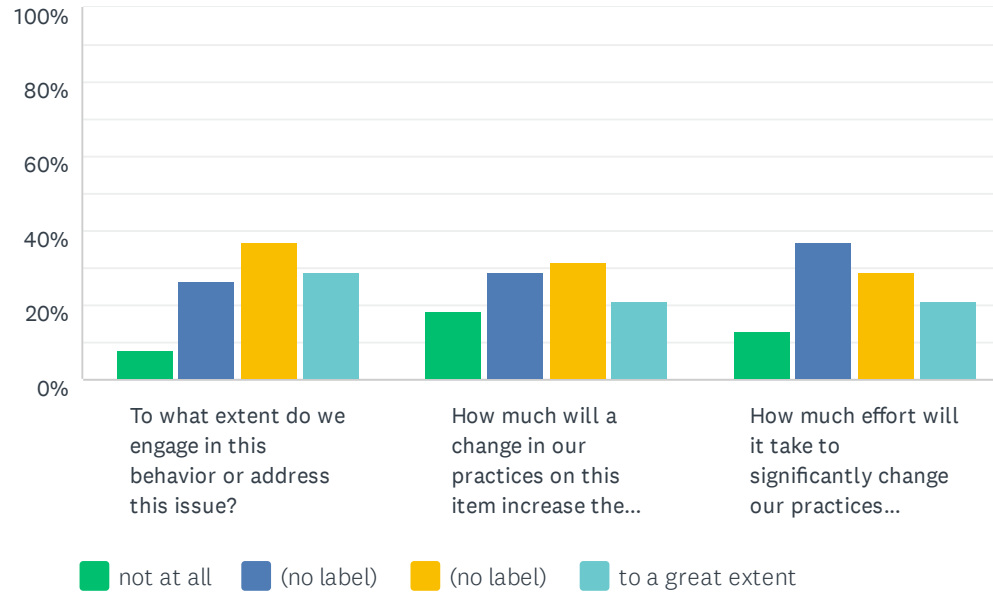
Answered: 38 Skipped: 3



|   | NOT AT ALL  | (NO LABEL)   | (NO LABEL)   | TO A GREAT EXTENT | TOTAL | WEIGHTED AVERAGE |
|---|-------------|--------------|--------------|-------------------|-------|------------------|
| To what extent do we engage in this behavior or address this issue?                                     | 15.79%<br>6 | 39.47%<br>15 | 31.58%<br>12 | 13.16%<br>5       | 38    | 2.42             |
| How much will a change in our practices on this item increase the academic achievement of our students? | 2.63%<br>1  | 21.05%<br>8  | 55.26%<br>21 | 21.05%<br>8       | 38    | 2.95             |
| How much effort will it take to significantly change our practices regarding this issue?                | 0.00%<br>0  | 42.11%<br>16 | 39.47%<br>15 | 18.42%<br>7       | 38    | 2.76             |

## Q15 Norms for conduct that foster collegiality and professionalism among faculty and administrators have been established.

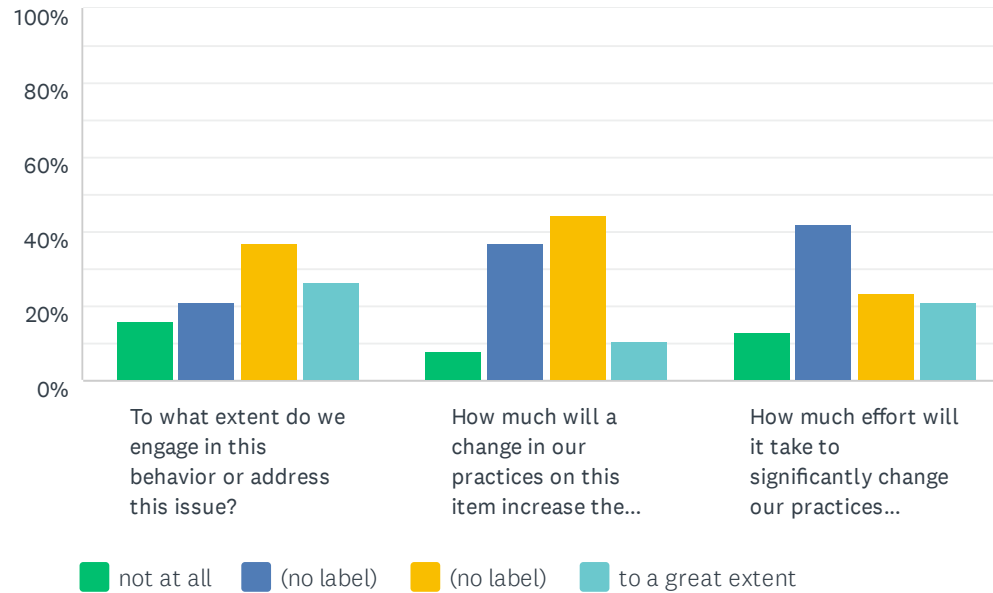
Answered: 38 Skipped: 3



|   | NOT AT ALL  | (NO LABEL)   | (NO LABEL)   | TO A GREAT EXTENT | TOTAL | WEIGHTED AVERAGE |
|---|-------------|--------------|--------------|-------------------|-------|------------------|
| To what extent do we engage in this behavior or address this issue?                                     | 7.89%<br>3  | 26.32%<br>10 | 36.84%<br>14 | 28.95%<br>11      | 38    | 2.87             |
| How much will a change in our practices on this item increase the academic achievement of our students? | 18.42%<br>7 | 28.95%<br>11 | 31.58%<br>12 | 21.05%<br>8       | 38    | 2.55             |
| How much effort will it take to significantly change our practices regarding this issue?                | 13.16%<br>5 | 36.84%<br>14 | 28.95%<br>11 | 21.05%<br>8       | 38    | 2.58             |

## Q16 Governance structures that allow for teacher involvement in schoolwide decisions and policies have been established.

Answered: 38 Skipped: 3

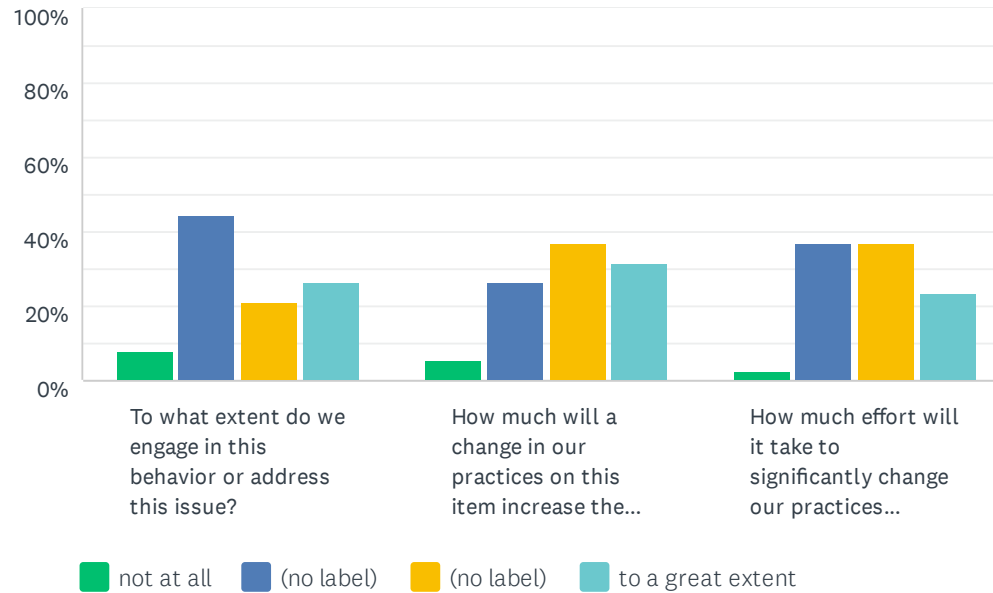


|   | NOT AT ALL  | (NO LABEL)   | (NO LABEL)   | TO A GREAT EXTENT | TOTAL | WEIGHTED AVERAGE |
|---|-------------|--------------|--------------|-------------------|-------|------------------|
| To what extent do we engage in this behavior or address this issue?                                     | 15.79%<br>6 | 21.05%<br>8  | 36.84%<br>14 | 26.32%<br>10      | 38    | 2.74             |
| How much will a change in our practices on this item increase the academic achievement of our students? | 7.89%<br>3  | 36.84%<br>14 | 44.74%<br>17 | 10.53%<br>4       | 38    | 2.58             |
| How much effort will it take to significantly change our practices regarding this issue?                | 13.16%<br>5 | 42.11%<br>16 | 23.68%<br>9  | 21.05%<br>8       | 38    | 2.53             |



## Q17 Teachers are engaged in staff development activities that address specific content area issues and allow for “hands on” trial and evaluation of specific techniques.

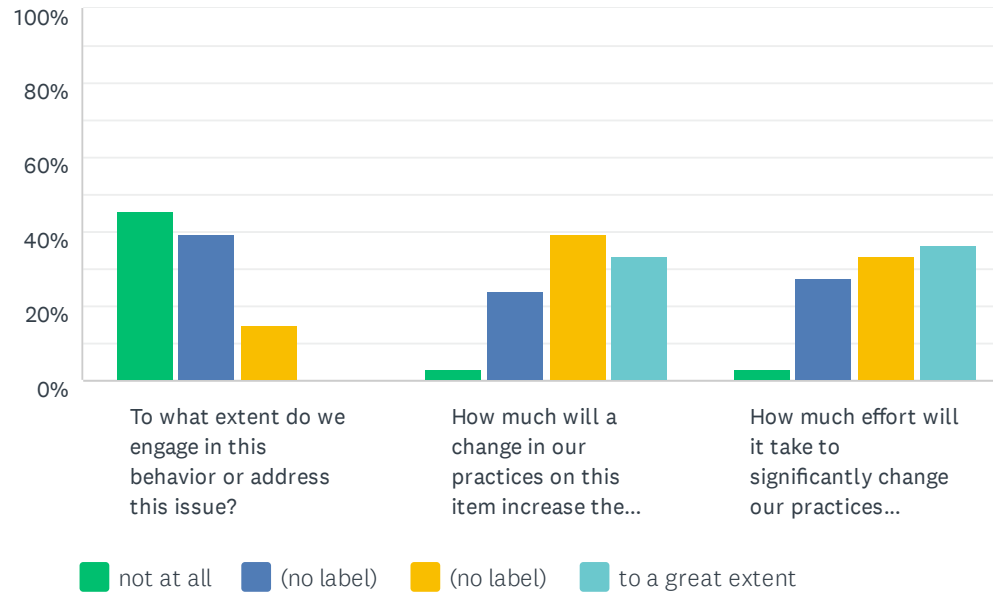
Answered: 38 Skipped: 3



|   | NOT AT ALL | (NO LABEL)   | (NO LABEL)   | TO A GREAT EXTENT | TOTAL | WEIGHTED AVERAGE |
|---|------------|--------------|--------------|-------------------|-------|------------------|
| To what extent do we engage in this behavior or address this issue?                                     | 7.89%<br>3 | 44.74%<br>17 | 21.05%<br>8  | 26.32%<br>10      | 38    | 2.66             |
| How much will a change in our practices on this item increase the academic achievement of our students? | 5.26%<br>2 | 26.32%<br>10 | 36.84%<br>14 | 31.58%<br>12      | 38    | 2.95             |
| How much effort will it take to significantly change our practices regarding this issue?                | 2.63%<br>1 | 36.84%<br>14 | 36.84%<br>14 | 23.68%<br>9       | 38    | 2.82             |

## Q18 Training and support are provided to parents to enhance their communication with their children, their supervision of their children, and their parenting style.

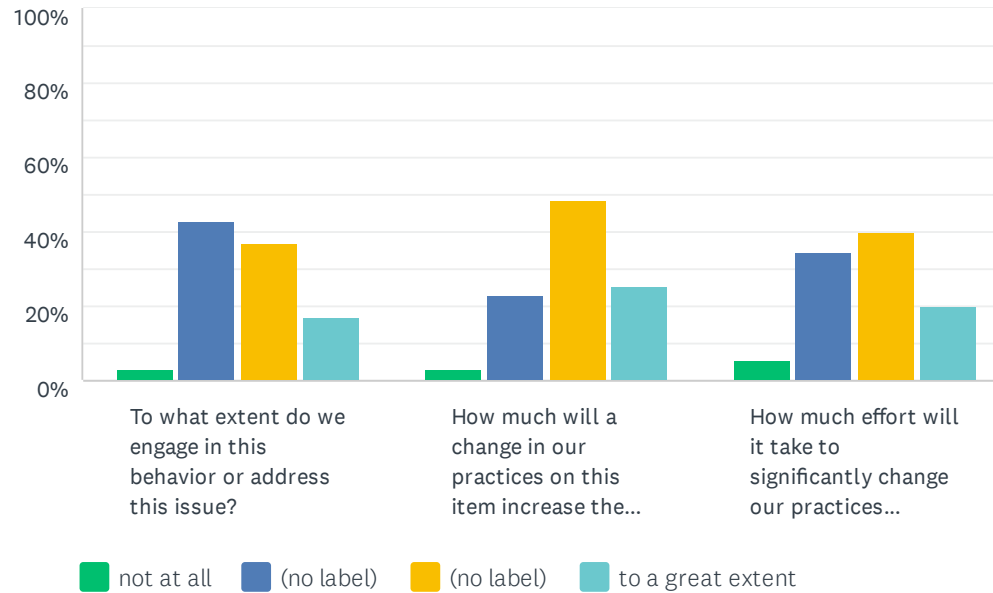
Answered: 33 Skipped: 8



|   | NOT AT ALL   | (NO LABEL)   | (NO LABEL)   | TO A GREAT EXTENT | TOTAL | WEIGHTED AVERAGE |
|---|--------------|--------------|--------------|-------------------|-------|------------------|
| To what extent do we engage in this behavior or address this issue?                                     | 45.45%<br>15 | 39.39%<br>13 | 15.15%<br>5  | 0.00%<br>0        | 33    | 1.70             |
| How much will a change in our practices on this item increase the academic achievement of our students? | 3.03%<br>1   | 24.24%<br>8  | 39.39%<br>13 | 33.33%<br>11      | 33    | 3.03             |
| How much effort will it take to significantly change our practices regarding this issue?                | 3.03%<br>1   | 27.27%<br>9  | 33.33%<br>11 | 36.36%<br>12      | 33    | 3.03             |

## Q19 Students are involved in schoolwide programs that directly increase the number and quality of life experiences they have.

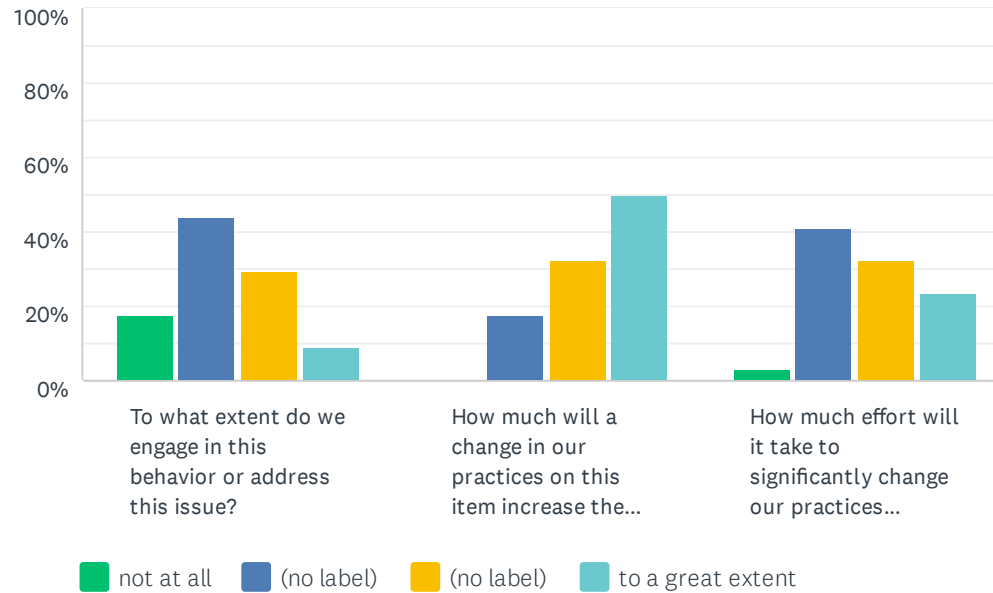
Answered: 35 Skipped: 6



|   | NOT AT ALL | (NO LABEL)   | (NO LABEL)   | TO A GREAT EXTENT | TOTAL | WEIGHTED AVERAGE |
|---|------------|--------------|--------------|-------------------|-------|------------------|
| To what extent do we engage in this behavior or address this issue?                                     | 2.86%<br>1 | 42.86%<br>15 | 37.14%<br>13 | 17.14%<br>6       | 35    | 2.69             |
| How much will a change in our practices on this item increase the academic achievement of our students? | 2.86%<br>1 | 22.86%<br>8  | 48.57%<br>17 | 25.71%<br>9       | 35    | 2.97             |
| How much effort will it take to significantly change our practices regarding this issue?                | 5.71%<br>2 | 34.29%<br>12 | 40.00%<br>14 | 20.00%<br>7       | 35    | 2.74             |

## Q20 Students are involved in a schoolwide program of wide reading that emphasizes vocabulary development.

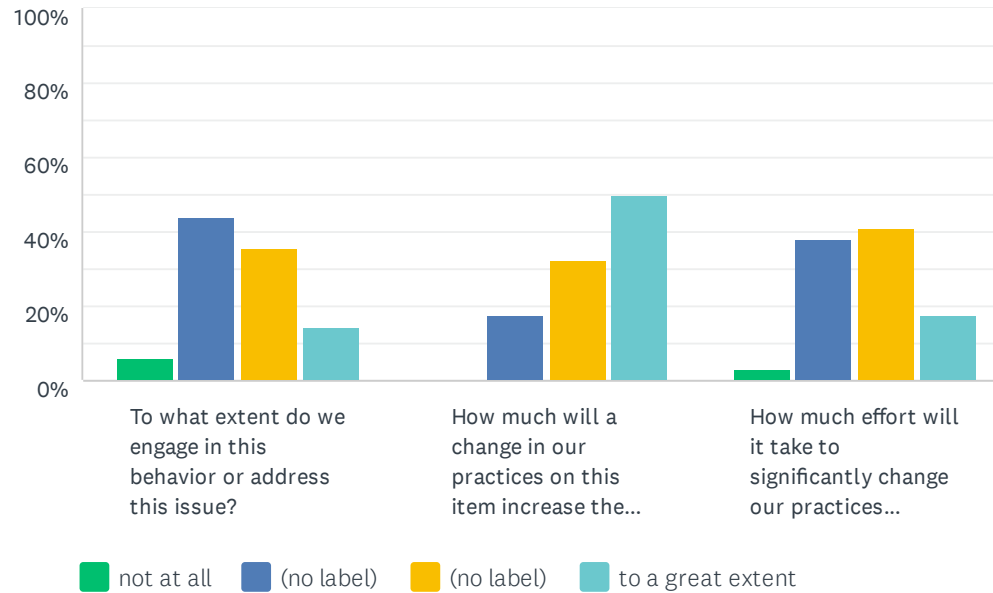
Answered: 34 Skipped: 7



|   | NOT AT ALL  | (NO LABEL)   | (NO LABEL)   | TO A GREAT EXTENT | TOTAL | WEIGHTED AVERAGE |
|---|-------------|--------------|--------------|-------------------|-------|------------------|
| To what extent do we engage in this behavior or address this issue?                                     | 17.65%<br>6 | 44.12%<br>15 | 29.41%<br>10 | 8.82%<br>3        | 34    | 2.29             |
| How much will a change in our practices on this item increase the academic achievement of our students? | 0.00%<br>0  | 17.65%<br>6  | 32.35%<br>11 | 50.00%<br>17      | 34    | 3.32             |
| How much effort will it take to significantly change our practices regarding this issue?                | 2.94%<br>1  | 41.18%<br>14 | 32.35%<br>11 | 23.53%<br>8       | 34    | 2.76             |

## Q21 Students are involved in a schoolwide program of direct instruction in vocabulary terms and phrases that are important to specific subject matter content.

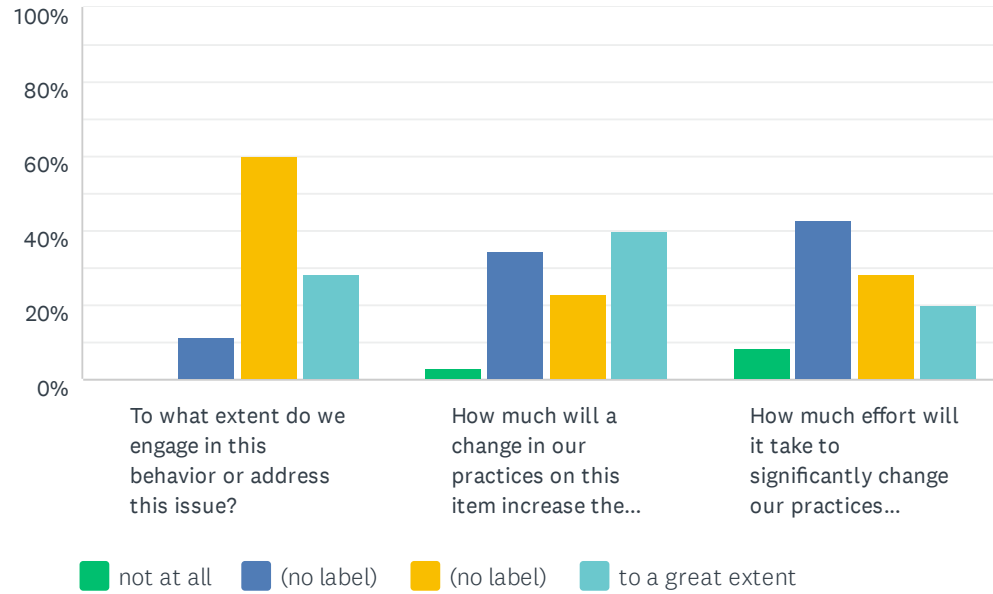
Answered: 34 Skipped: 7



|   | NOT AT ALL | (NO LABEL)   | (NO LABEL)   | TO A GREAT EXTENT | TOTAL | WEIGHTED AVERAGE |
|---|------------|--------------|--------------|-------------------|-------|------------------|
| To what extent do we engage in this behavior or address this issue?                                     | 5.88%<br>2 | 44.12%<br>15 | 35.29%<br>12 | 14.71%<br>5       | 34    | 2.59             |
| How much will a change in our practices on this item increase the academic achievement of our students? | 0.00%<br>0 | 17.65%<br>6  | 32.35%<br>11 | 50.00%<br>17      | 34    | 3.32             |
| How much effort will it take to significantly change our practices regarding this issue?                | 2.94%<br>1 | 38.24%<br>13 | 41.18%<br>14 | 17.65%<br>6       | 34    | 2.74             |

## Q22 Students are provided with feedback on their knowledge gain.

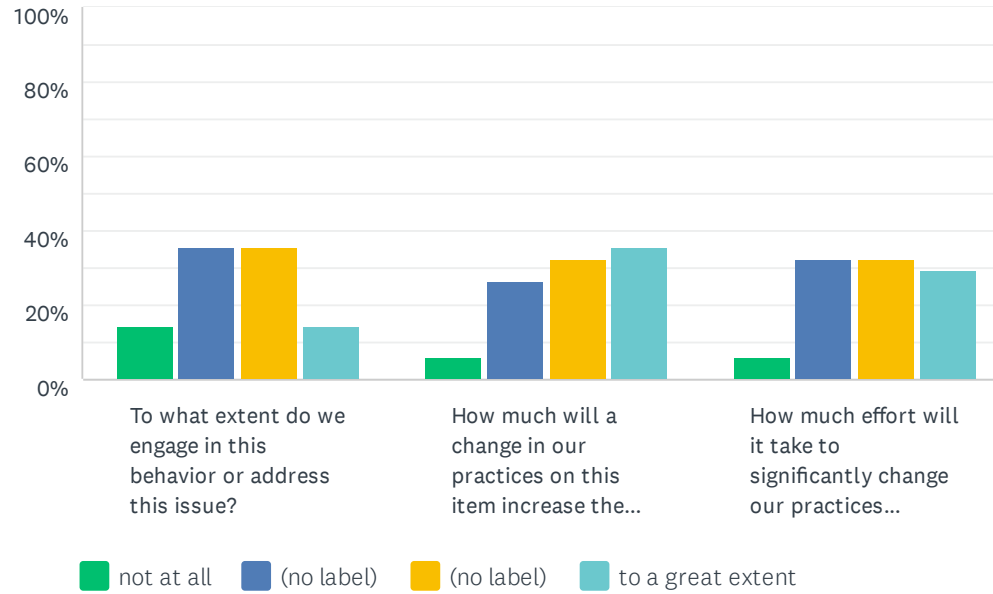
Answered: 35 Skipped: 6



|   | NOT AT ALL | (NO LABEL)   | (NO LABEL)   | TO A GREAT EXTENT | TOTAL | WEIGHTED AVERAGE |
|---|------------|--------------|--------------|-------------------|-------|------------------|
| To what extent do we engage in this behavior or address this issue?                                     | 0.00%<br>0 | 11.43%<br>4  | 60.00%<br>21 | 28.57%<br>10      | 35    | 3.17             |
| How much will a change in our practices on this item increase the academic achievement of our students? | 2.86%<br>1 | 34.29%<br>12 | 22.86%<br>8  | 40.00%<br>14      | 35    | 3.00             |
| How much effort will it take to significantly change our practices regarding this issue?                | 8.57%<br>3 | 42.86%<br>15 | 28.57%<br>10 | 20.00%<br>7       | 35    | 2.60             |

## Q23 Students are involved in simulation games and activities that are inherently engaging.

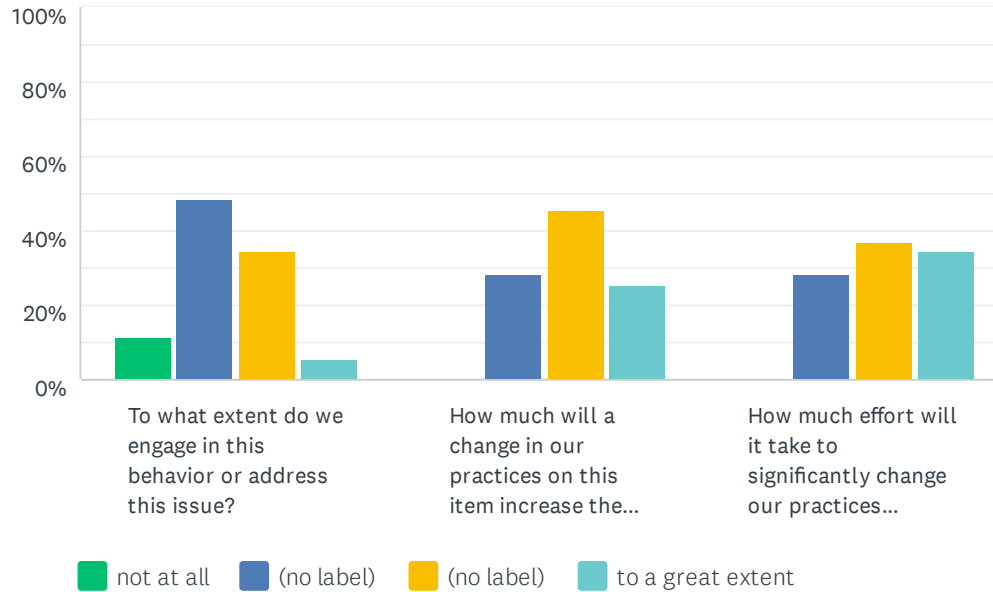
Answered: 34 Skipped: 7



|   | NOT AT ALL  | (NO LABEL)   | (NO LABEL)   | TO A GREAT EXTENT | TOTAL | WEIGHTED AVERAGE |
|---|-------------|--------------|--------------|-------------------|-------|------------------|
| To what extent do we engage in this behavior or address this issue?                                     | 14.71%<br>5 | 35.29%<br>12 | 35.29%<br>12 | 14.71%<br>5       | 34    | 2.50             |
| How much will a change in our practices on this item increase the academic achievement of our students? | 5.88%<br>2  | 26.47%<br>9  | 32.35%<br>11 | 35.29%<br>12      | 34    | 2.97             |
| How much effort will it take to significantly change our practices regarding this issue?                | 5.88%<br>2  | 32.35%<br>11 | 32.35%<br>11 | 29.41%<br>10      | 34    | 2.85             |

## Q24 Students are provided with opportunities to construct and work on long-term projects of their own design.

Answered: 35 Skipped: 6

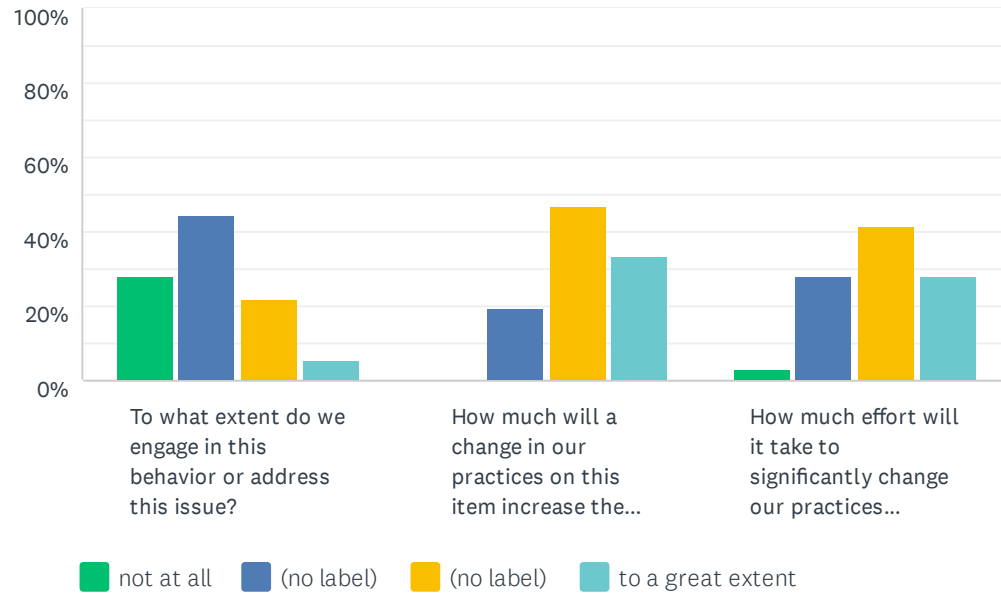


|   | NOT AT ALL  | (NO LABEL)   | (NO LABEL)   | TO A GREAT EXTENT | TOTAL | WEIGHTED AVERAGE |
|---|-------------|--------------|--------------|-------------------|-------|------------------|
| To what extent do we engage in this behavior or address this issue?                                     | 11.43%<br>4 | 48.57%<br>17 | 34.29%<br>12 | 5.71%<br>2        | 35    | 2.34             |
| How much will a change in our practices on this item increase the academic achievement of our students? | 0.00%<br>0  | 28.57%<br>10 | 45.71%<br>16 | 25.71%<br>9       | 35    | 2.97             |
| How much effort will it take to significantly change our practices regarding this issue?                | 0.00%<br>0  | 28.57%<br>10 | 37.14%<br>13 | 34.29%<br>12      | 35    | 3.06             |



### Q25 Students are instructed in the dynamics of motivation and how those dynamics affect them.

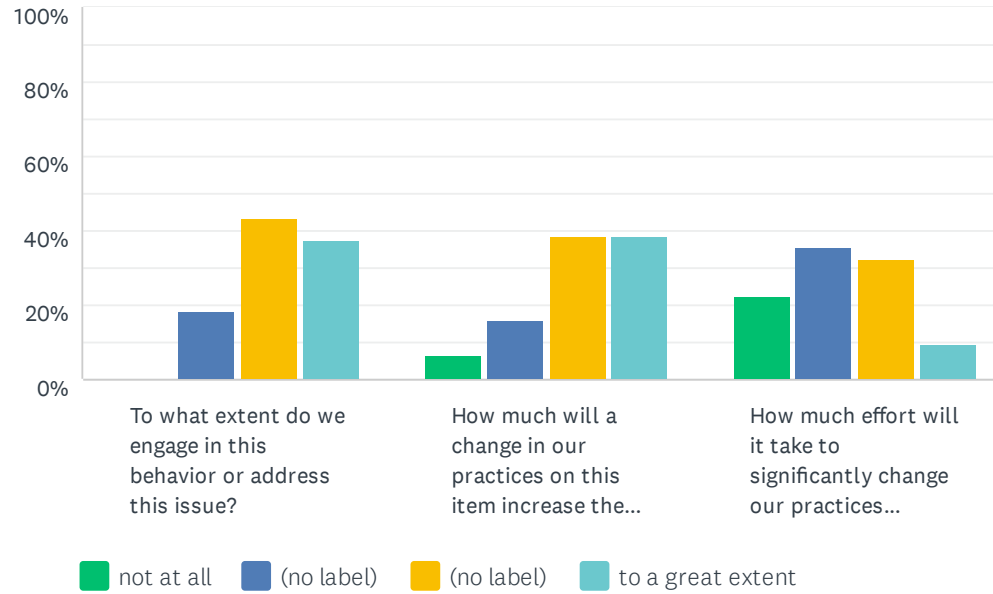
Answered: 36 Skipped: 5



|   | NOT AT ALL   | (NO LABEL)   | (NO LABEL)   | TO A GREAT EXTENT | TOTAL | WEIGHTED AVERAGE |
|---|--------------|--------------|--------------|-------------------|-------|------------------|
| To what extent do we engage in this behavior or address this issue?                                     | 27.78%<br>10 | 44.44%<br>16 | 22.22%<br>8  | 5.56%<br>2        | 36    | 2.06             |
| How much will a change in our practices on this item increase the academic achievement of our students? | 0.00%<br>0   | 19.44%<br>7  | 47.22%<br>17 | 33.33%<br>12      | 36    | 3.14             |
| How much effort will it take to significantly change our practices regarding this issue?                | 2.78%<br>1   | 27.78%<br>10 | 41.67%<br>15 | 27.78%<br>10      | 36    | 2.94             |

## Q26 Begin their instructional units by presenting students with clear learning goals.

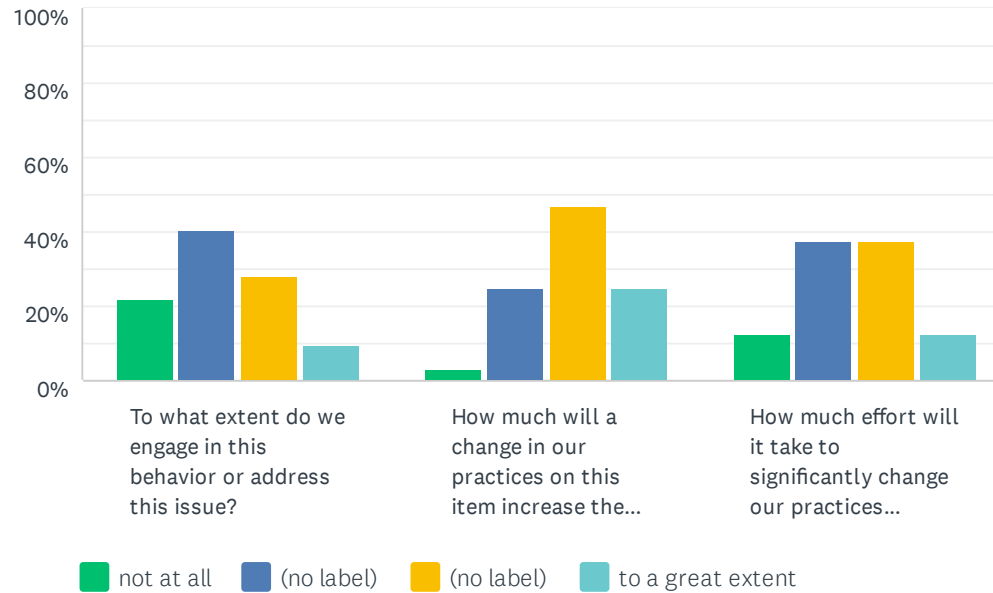
Answered: 32 Skipped: 9



|   | NOT AT ALL  | (NO LABEL)   | (NO LABEL)   | TO A GREAT EXTENT | TOTAL | WEIGHTED AVERAGE |
|---|-------------|--------------|--------------|-------------------|-------|------------------|
| To what extent do we engage in this behavior or address this issue?                                     | 0.00%<br>0  | 18.75%<br>6  | 43.75%<br>14 | 37.50%<br>12      | 32    | 3.19             |
| How much will a change in our practices on this item increase the academic achievement of our students? | 6.45%<br>2  | 16.13%<br>5  | 38.71%<br>12 | 38.71%<br>12      | 31    | 3.10             |
| How much effort will it take to significantly change our practices regarding this issue?                | 22.58%<br>7 | 35.48%<br>11 | 32.26%<br>10 | 9.68%<br>3        | 31    | 2.29             |

## Q27 Begin their instructional units by asking students to identify personal learning goals that fit within the learning goals presented by the teacher.

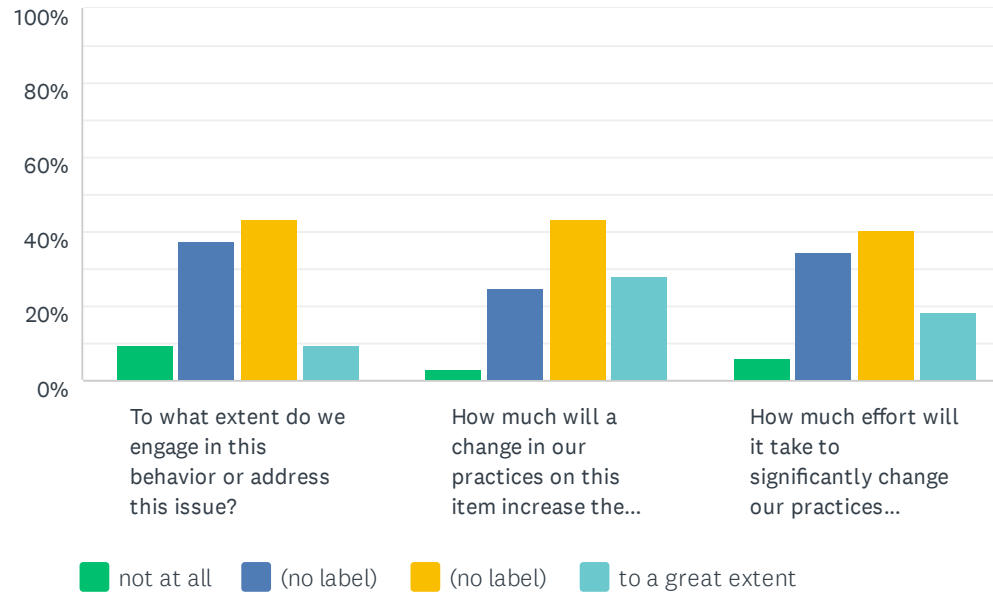
Answered: 32 Skipped: 9



|   | NOT AT ALL  | (NO LABEL)   | (NO LABEL)   | TO A GREAT EXTENT | TOTAL | WEIGHTED AVERAGE |
|---|-------------|--------------|--------------|-------------------|-------|------------------|
| To what extent do we engage in this behavior or address this issue?                                     | 21.88%<br>7 | 40.63%<br>13 | 28.13%<br>9  | 9.38%<br>3        | 32    | 2.25             |
| How much will a change in our practices on this item increase the academic achievement of our students? | 3.13%<br>1  | 25.00%<br>8  | 46.88%<br>15 | 25.00%<br>8       | 32    | 2.94             |
| How much effort will it take to significantly change our practices regarding this issue?                | 12.50%<br>4 | 37.50%<br>12 | 37.50%<br>12 | 12.50%<br>4       | 32    | 2.50             |

## Q28 Provide students with specific feedback on the extent to which they are accomplishing the learning goals.

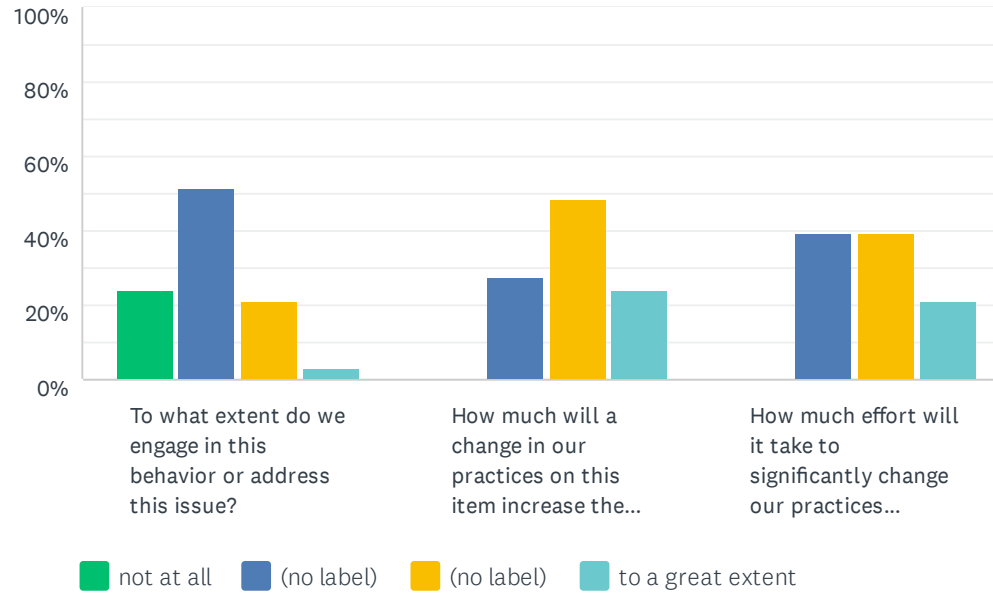
Answered: 32 Skipped: 9



|   | NOT AT ALL | (NO LABEL)   | (NO LABEL)   | TO A GREAT EXTENT | TOTAL | WEIGHTED AVERAGE |
|---|------------|--------------|--------------|-------------------|-------|------------------|
| To what extent do we engage in this behavior or address this issue?                                     | 9.38%<br>3 | 37.50%<br>12 | 43.75%<br>14 | 9.38%<br>3        | 32    | 2.53             |
| How much will a change in our practices on this item increase the academic achievement of our students? | 3.13%<br>1 | 25.00%<br>8  | 43.75%<br>14 | 28.13%<br>9       | 32    | 2.97             |
| How much effort will it take to significantly change our practices regarding this issue?                | 6.25%<br>2 | 34.38%<br>11 | 40.63%<br>13 | 18.75%<br>6       | 32    | 2.72             |

### Q29 Ask students to keep track of their performance on the learning goals.

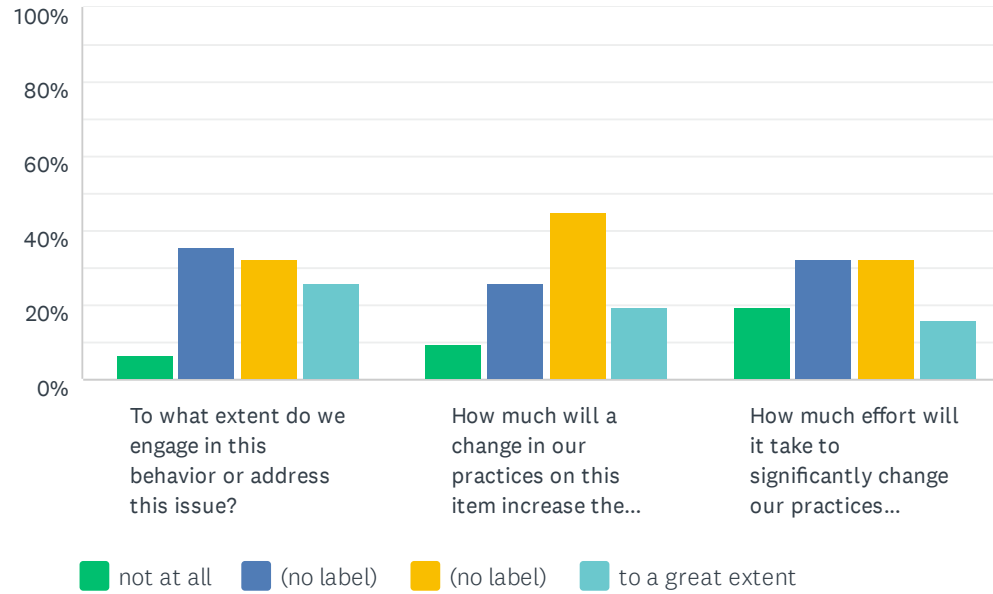
Answered: 33 Skipped: 8



|   | NOT AT ALL  | (NO LABEL)   | (NO LABEL)   | TO A GREAT EXTENT | TOTAL | WEIGHTED AVERAGE |
|---|-------------|--------------|--------------|-------------------|-------|------------------|
| To what extent do we engage in this behavior or address this issue?                                     | 24.24%<br>8 | 51.52%<br>17 | 21.21%<br>7  | 3.03%<br>1        | 33    | 2.03             |
| How much will a change in our practices on this item increase the academic achievement of our students? | 0.00%<br>0  | 27.27%<br>9  | 48.48%<br>16 | 24.24%<br>8       | 33    | 2.97             |
| How much effort will it take to significantly change our practices regarding this issue?                | 0.00%<br>0  | 39.39%<br>13 | 39.39%<br>13 | 21.21%<br>7       | 33    | 2.82             |

### Q30 End their units by providing students with clear feedback on the learning goals.

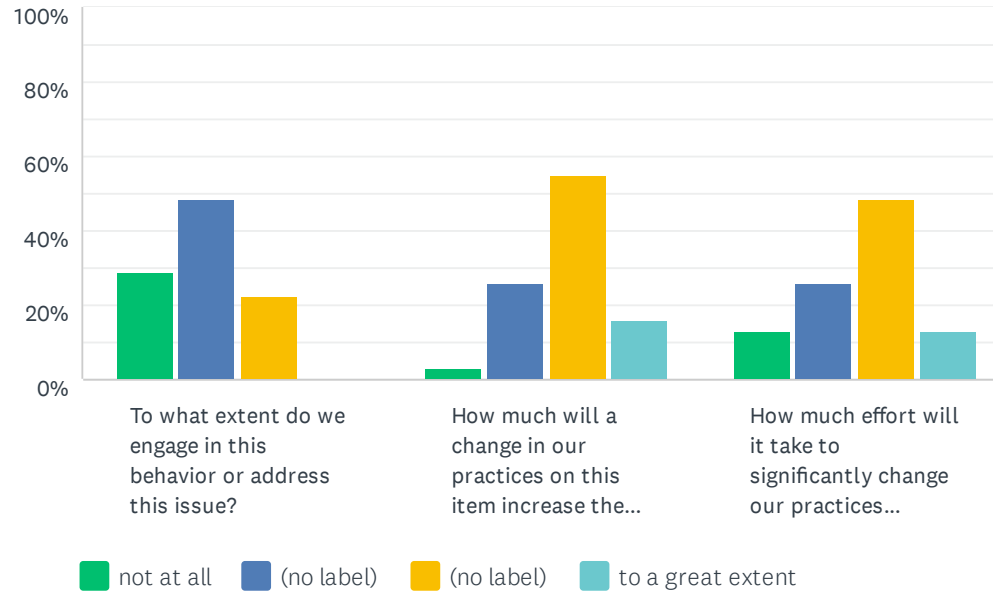
Answered: 31 Skipped: 10



|   | NOT AT ALL  | (NO LABEL)   | (NO LABEL)   | TO A GREAT EXTENT | TOTAL | WEIGHTED AVERAGE |
|---|-------------|--------------|--------------|-------------------|-------|------------------|
| To what extent do we engage in this behavior or address this issue?                                     | 6.45%<br>2  | 35.48%<br>11 | 32.26%<br>10 | 25.81%<br>8       | 31    | 2.77             |
| How much will a change in our practices on this item increase the academic achievement of our students? | 9.68%<br>3  | 25.81%<br>8  | 45.16%<br>14 | 19.35%<br>6       | 31    | 2.74             |
| How much effort will it take to significantly change our practices regarding this issue?                | 19.35%<br>6 | 32.26%<br>10 | 32.26%<br>10 | 16.13%<br>5       | 31    | 2.45             |

### Q31 End their units by asking students to assess themselves relative to the learning goals.

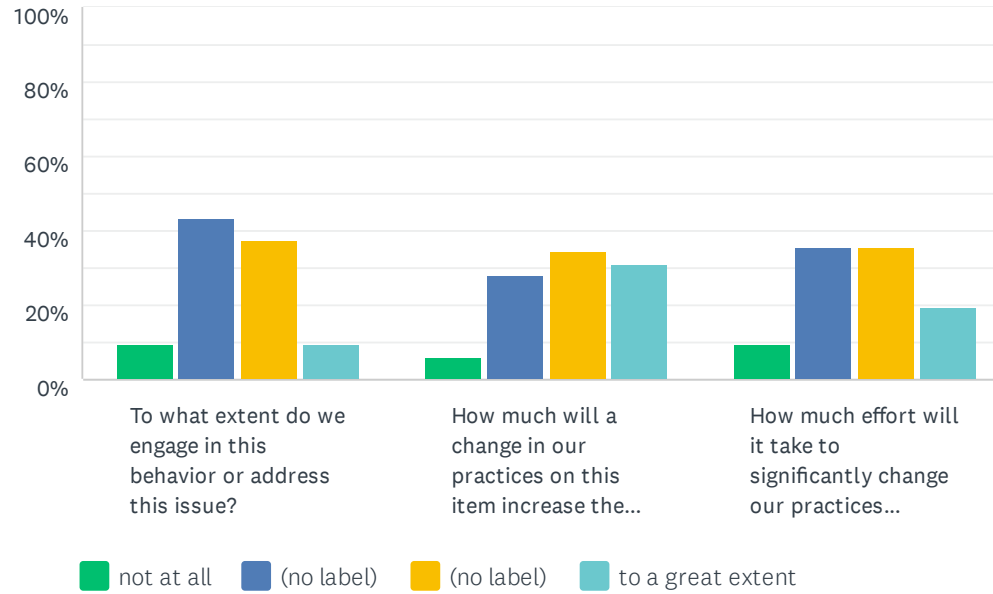
Answered: 31 Skipped: 10



|   | NOT AT ALL  | (NO LABEL)   | (NO LABEL)   | TO A GREAT EXTENT | TOTAL | WEIGHTED AVERAGE |
|---|-------------|--------------|--------------|-------------------|-------|------------------|
| To what extent do we engage in this behavior or address this issue?                                     | 29.03%<br>9 | 48.39%<br>15 | 22.58%<br>7  | 0.00%<br>0        | 31    | 1.94             |
| How much will a change in our practices on this item increase the academic achievement of our students? | 3.23%<br>1  | 25.81%<br>8  | 54.84%<br>17 | 16.13%<br>5       | 31    | 2.84             |
| How much effort will it take to significantly change our practices regarding this issue?                | 12.90%<br>4 | 25.81%<br>8  | 48.39%<br>15 | 12.90%<br>4       | 31    | 2.61             |

### Q32 End their units by recognizing and celebrating progress on the learning goals.

Answered: 32 Skipped: 9

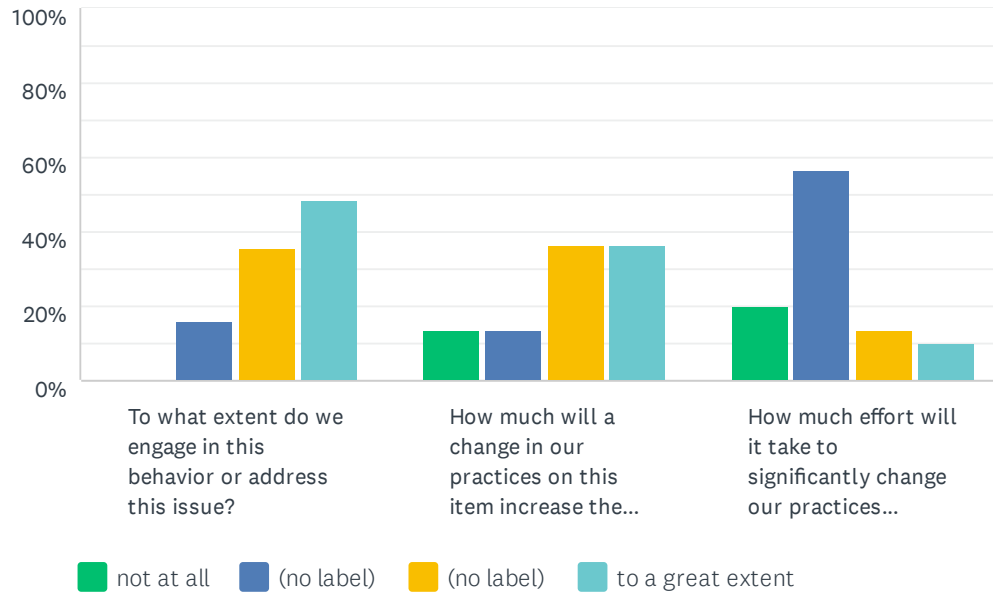


|   | NOT AT ALL | (NO LABEL)   | (NO LABEL)   | TO A GREAT EXTENT | TOTAL | WEIGHTED AVERAGE |
|---|------------|--------------|--------------|-------------------|-------|------------------|
| To what extent do we engage in this behavior or address this issue?                                     | 9.38%<br>3 | 43.75%<br>14 | 37.50%<br>12 | 9.38%<br>3        | 32    | 2.47             |
| How much will a change in our practices on this item increase the academic achievement of our students? | 6.25%<br>2 | 28.13%<br>9  | 34.38%<br>11 | 31.25%<br>10      | 32    | 2.91             |
| How much effort will it take to significantly change our practices regarding this issue?                | 9.68%<br>3 | 35.48%<br>11 | 35.48%<br>11 | 19.35%<br>6       | 31    | 2.65             |



### Q33 Prior to presenting new content, ask students questions that help them recall what they might already know about the content.

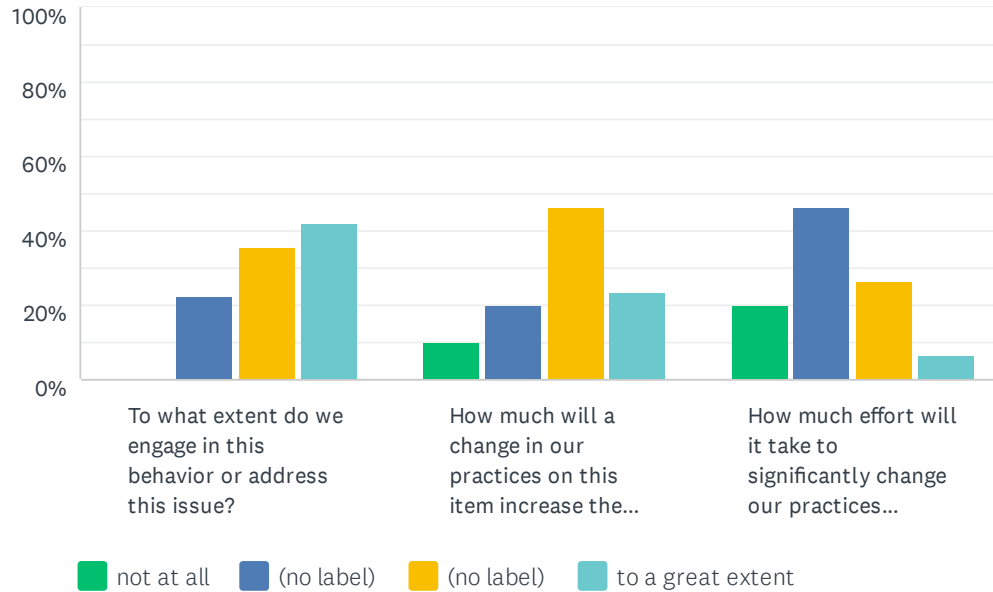
Answered: 31 Skipped: 10



|   | NOT AT ALL  | (NO LABEL)   | (NO LABEL)   | TO A GREAT EXTENT | TOTAL | WEIGHTED AVERAGE |
|---|-------------|--------------|--------------|-------------------|-------|------------------|
| To what extent do we engage in this behavior or address this issue?                                     | 0.00%<br>0  | 16.13%<br>5  | 35.48%<br>11 | 48.39%<br>15      | 31    | 3.32             |
| How much will a change in our practices on this item increase the academic achievement of our students? | 13.33%<br>4 | 13.33%<br>4  | 36.67%<br>11 | 36.67%<br>11      | 30    | 2.97             |
| How much effort will it take to significantly change our practices regarding this issue?                | 20.00%<br>6 | 56.67%<br>17 | 13.33%<br>4  | 10.00%<br>3       | 30    | 2.13             |

### Q34 Prior to presenting new content, provide students with direct links with previous knowledge or studies.

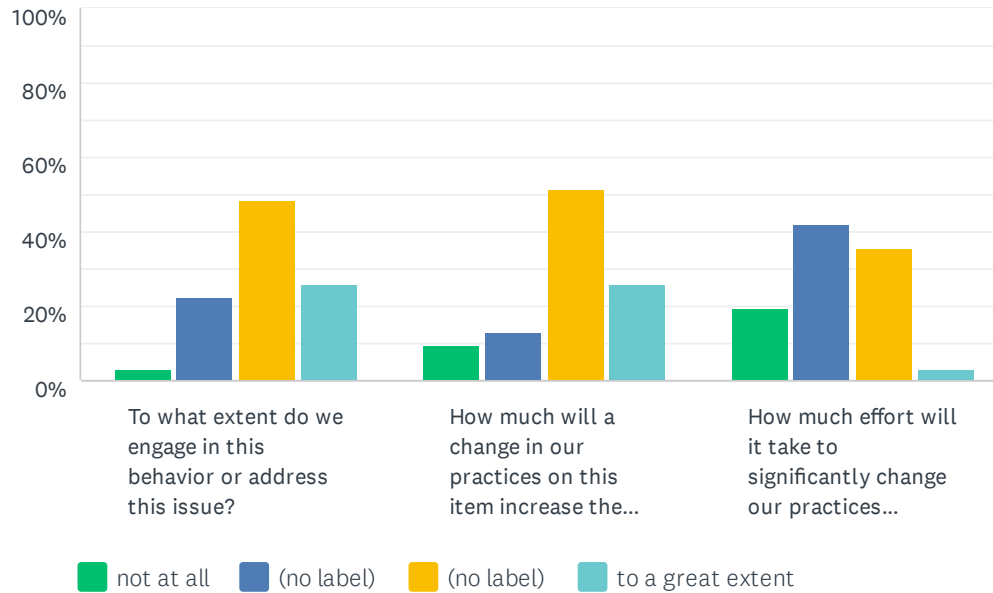
Answered: 31 Skipped: 10



|   | NOT AT ALL  | (NO LABEL)   | (NO LABEL)   | TO A GREAT EXTENT | TOTAL | WEIGHTED AVERAGE |
|---|-------------|--------------|--------------|-------------------|-------|------------------|
| To what extent do we engage in this behavior or address this issue?                                     | 0.00%<br>0  | 22.58%<br>7  | 35.48%<br>11 | 41.94%<br>13      | 31    | 3.19             |
| How much will a change in our practices on this item increase the academic achievement of our students? | 10.00%<br>3 | 20.00%<br>6  | 46.67%<br>14 | 23.33%<br>7       | 30    | 2.83             |
| How much effort will it take to significantly change our practices regarding this issue?                | 20.00%<br>6 | 46.67%<br>14 | 26.67%<br>8  | 6.67%<br>2        | 30    | 2.20             |

### Q35 Prior to presenting new content, provide ways for students to organize or think about the content.

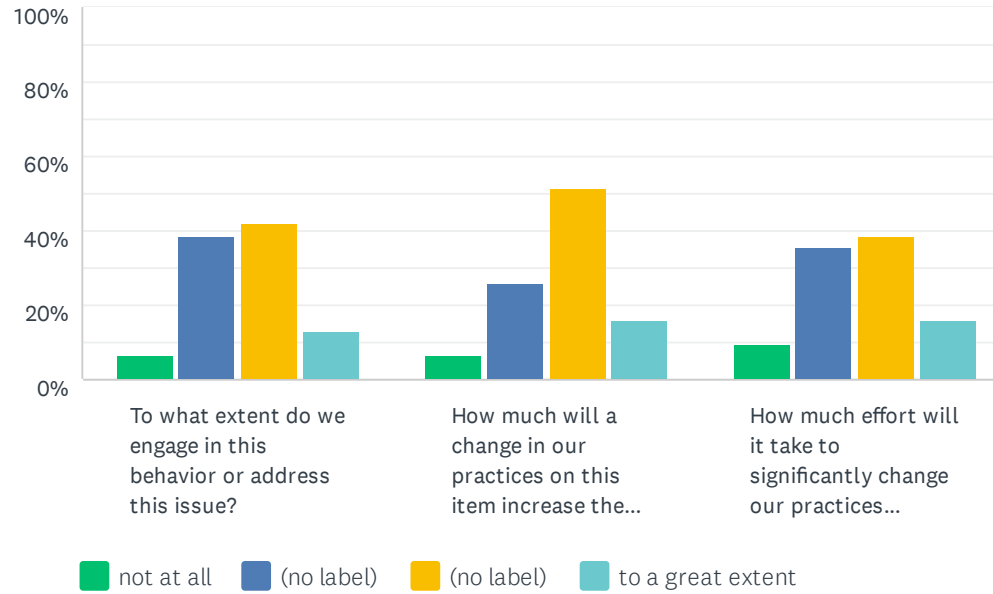
Answered: 31 Skipped: 10



|   | NOT AT ALL  | (NO LABEL)   | (NO LABEL)   | TO A GREAT EXTENT | TOTAL | WEIGHTED AVERAGE |
|---|-------------|--------------|--------------|-------------------|-------|------------------|
| To what extent do we engage in this behavior or address this issue?                                     | 3.23%<br>1  | 22.58%<br>7  | 48.39%<br>15 | 25.81%<br>8       | 31    | 2.97             |
| How much will a change in our practices on this item increase the academic achievement of our students? | 9.68%<br>3  | 12.90%<br>4  | 51.61%<br>16 | 25.81%<br>8       | 31    | 2.94             |
| How much effort will it take to significantly change our practices regarding this issue?                | 19.35%<br>6 | 41.94%<br>13 | 35.48%<br>11 | 3.23%<br>1        | 31    | 2.23             |

### Q36 Ask students to construct verbal or written summaries of new content.

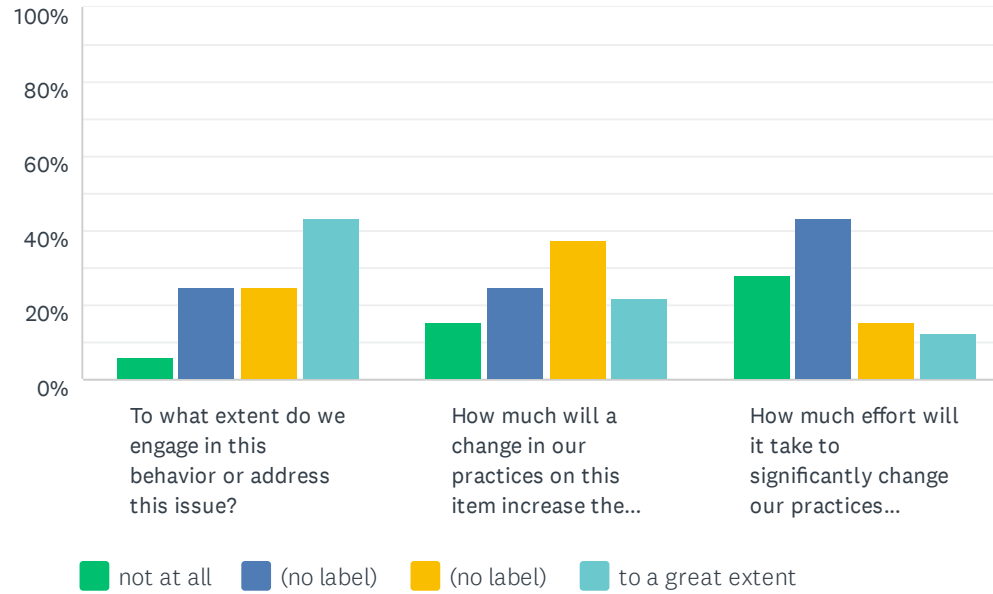
Answered: 31 Skipped: 10



|   | NOT AT ALL | (NO LABEL)   | (NO LABEL)   | TO A GREAT EXTENT | TOTAL | WEIGHTED AVERAGE |
|---|------------|--------------|--------------|-------------------|-------|------------------|
| To what extent do we engage in this behavior or address this issue?                                     | 6.45%<br>2 | 38.71%<br>12 | 41.94%<br>13 | 12.90%<br>4       | 31    | 2.61             |
| How much will a change in our practices on this item increase the academic achievement of our students? | 6.45%<br>2 | 25.81%<br>8  | 51.61%<br>16 | 16.13%<br>5       | 31    | 2.77             |
| How much effort will it take to significantly change our practices regarding this issue?                | 9.68%<br>3 | 35.48%<br>11 | 38.71%<br>12 | 16.13%<br>5       | 31    | 2.61             |

### Q37 Ask students to take notes on new content.

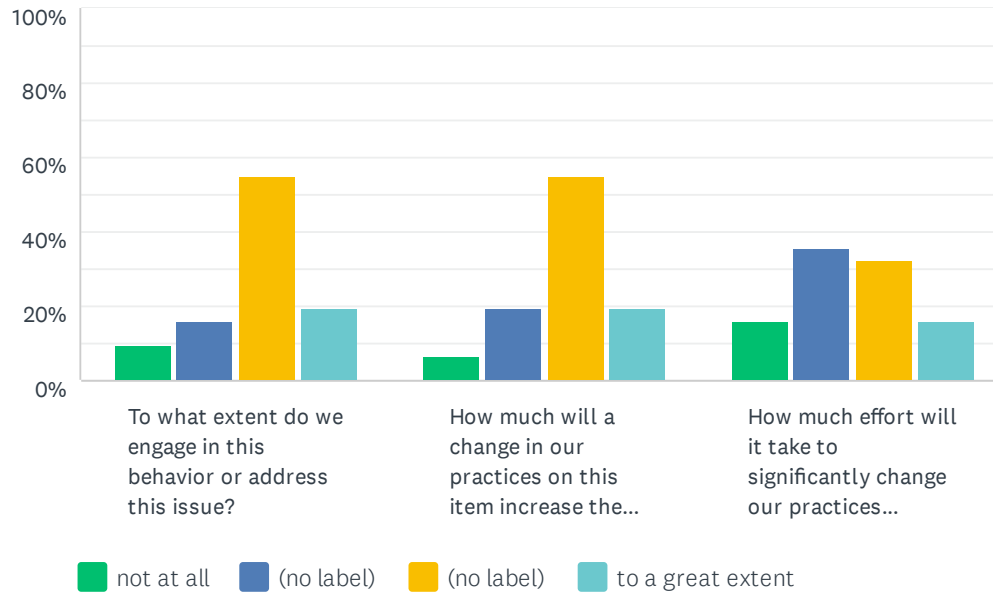
Answered: 32 Skipped: 9



|   | NOT AT ALL  | (NO LABEL)   | (NO LABEL)   | TO A GREAT EXTENT | TOTAL | WEIGHTED AVERAGE |
|---|-------------|--------------|--------------|-------------------|-------|------------------|
| To what extent do we engage in this behavior or address this issue?                                     | 6.25%<br>2  | 25.00%<br>8  | 25.00%<br>8  | 43.75%<br>14      | 32    | 3.06             |
| How much will a change in our practices on this item increase the academic achievement of our students? | 15.63%<br>5 | 25.00%<br>8  | 37.50%<br>12 | 21.88%<br>7       | 32    | 2.66             |
| How much effort will it take to significantly change our practices regarding this issue?                | 28.13%<br>9 | 43.75%<br>14 | 15.63%<br>5  | 12.50%<br>4       | 32    | 2.13             |

### Q38 Ask students to represent new content in nonlinguistic ways (e.g., mental image, picture, pictograph, graphic organizer, physical model, enactment).

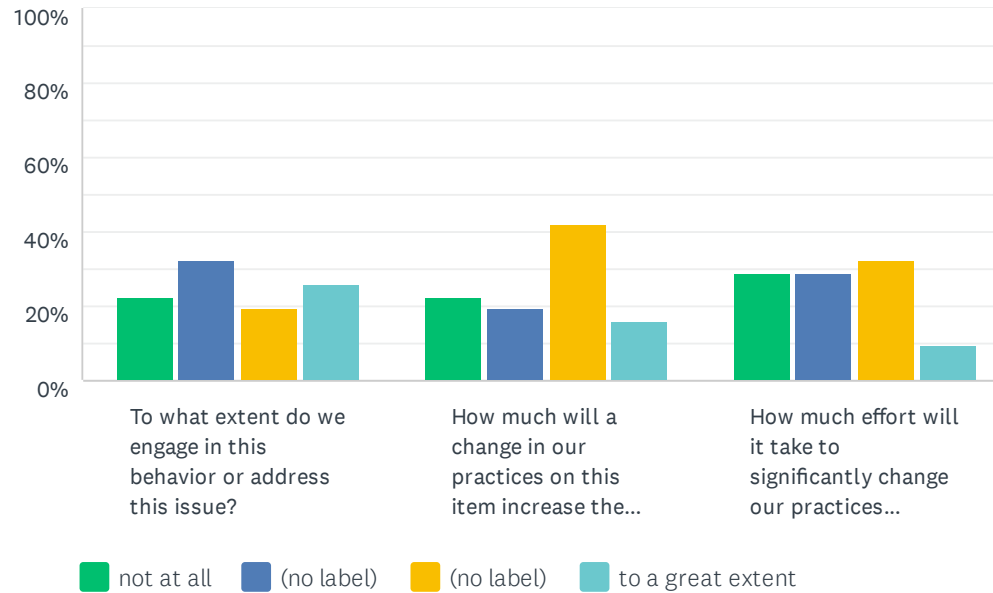
Answered: 31 Skipped: 10



|   | NOT AT ALL  | (NO LABEL)   | (NO LABEL)   | TO A GREAT EXTENT | TOTAL | WEIGHTED AVERAGE |
|---|-------------|--------------|--------------|-------------------|-------|------------------|
| To what extent do we engage in this behavior or address this issue?                                     | 9.68%<br>3  | 16.13%<br>5  | 54.84%<br>17 | 19.35%<br>6       | 31    | 2.84             |
| How much will a change in our practices on this item increase the academic achievement of our students? | 6.45%<br>2  | 19.35%<br>6  | 54.84%<br>17 | 19.35%<br>6       | 31    | 2.87             |
| How much effort will it take to significantly change our practices regarding this issue?                | 16.13%<br>5 | 35.48%<br>11 | 32.26%<br>10 | 16.13%<br>5       | 31    | 2.48             |

### Q39 Ask students to revise and correct errors in their notes as a way of reviewing and revising content.

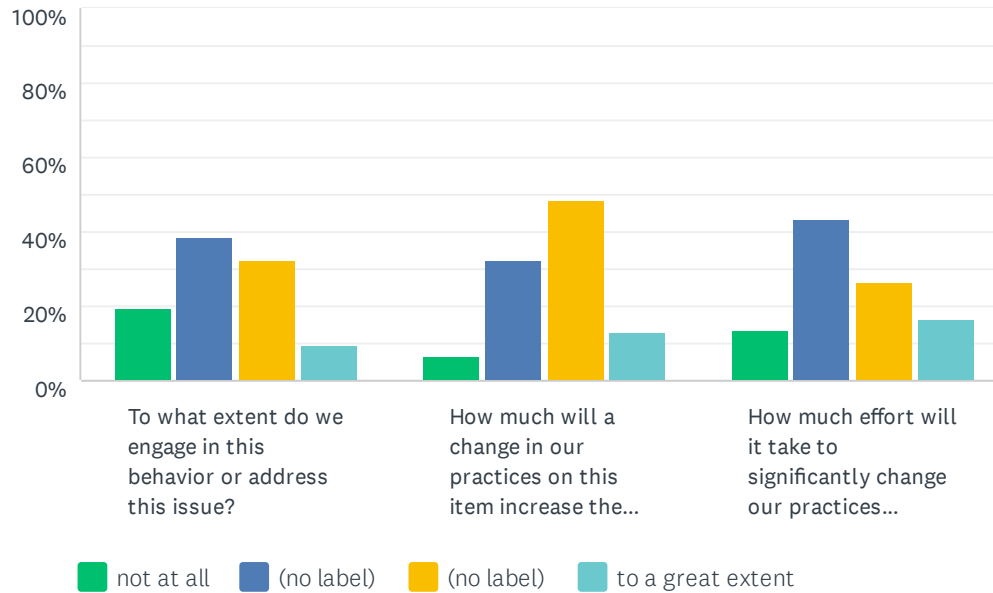
Answered: 31 Skipped: 10



|   | NOT AT ALL  | (NO LABEL)   | (NO LABEL)   | TO A GREAT EXTENT | TOTAL | WEIGHTED AVERAGE |
|---|-------------|--------------|--------------|-------------------|-------|------------------|
| To what extent do we engage in this behavior or address this issue?                                     | 22.58%<br>7 | 32.26%<br>10 | 19.35%<br>6  | 25.81%<br>8       | 31    | 2.48             |
| How much will a change in our practices on this item increase the academic achievement of our students? | 22.58%<br>7 | 19.35%<br>6  | 41.94%<br>13 | 16.13%<br>5       | 31    | 2.52             |
| How much effort will it take to significantly change our practices regarding this issue?                | 29.03%<br>9 | 29.03%<br>9  | 32.26%<br>10 | 9.68%<br>3        | 31    | 2.23             |

## Q40 Ask students to revise and correct errors in their nonlinguistic representations as a way of reviewing and revising content.

Answered: 31 Skipped: 10

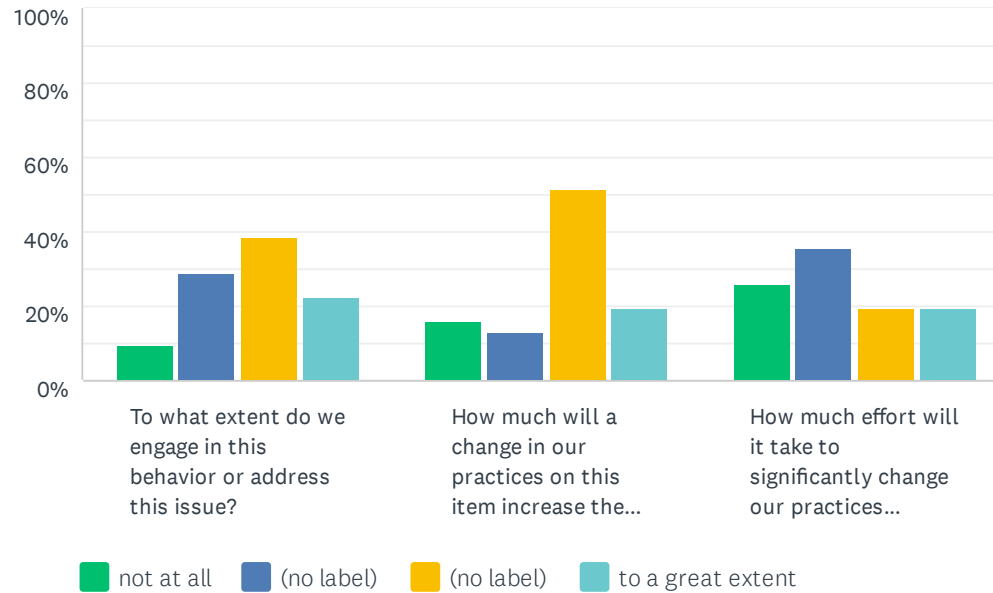


|   | NOT AT ALL  | (NO LABEL)   | (NO LABEL)   | TO A GREAT EXTENT | TOTAL | WEIGHTED AVERAGE |
|---|-------------|--------------|--------------|-------------------|-------|------------------|
| To what extent do we engage in this behavior or address this issue?                                     | 19.35%<br>6 | 38.71%<br>12 | 32.26%<br>10 | 9.68%<br>3        | 31    | 2.32             |
| How much will a change in our practices on this item increase the academic achievement of our students? | 6.45%<br>2  | 32.26%<br>10 | 48.39%<br>15 | 12.90%<br>4       | 31    | 2.68             |
| How much effort will it take to significantly change our practices regarding this issue?                | 13.33%<br>4 | 43.33%<br>13 | 26.67%<br>8  | 16.67%<br>5       | 30    | 2.47             |



## Q41 Prescribe in-class and homework assignments that require students to compare and classify content.

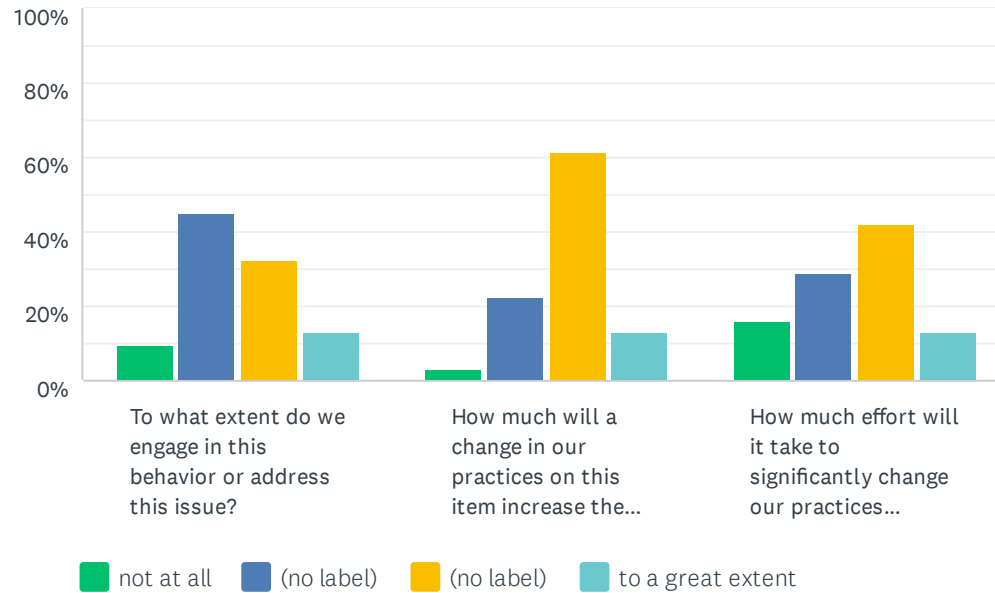
Answered: 31 Skipped: 10



|   | NOT AT ALL  | (NO LABEL)   | (NO LABEL)   | TO A GREAT EXTENT | TOTAL | WEIGHTED AVERAGE |
|---|-------------|--------------|--------------|-------------------|-------|------------------|
| To what extent do we engage in this behavior or address this issue?                                     | 9.68%<br>3  | 29.03%<br>9  | 38.71%<br>12 | 22.58%<br>7       | 31    | 2.74             |
| How much will a change in our practices on this item increase the academic achievement of our students? | 16.13%<br>5 | 12.90%<br>4  | 51.61%<br>16 | 19.35%<br>6       | 31    | 2.74             |
| How much effort will it take to significantly change our practices regarding this issue?                | 25.81%<br>8 | 35.48%<br>11 | 19.35%<br>6  | 19.35%<br>6       | 31    | 2.32             |

## Q42 Prescribe in-class and homework assignments that require students to construct metaphors and analogies.

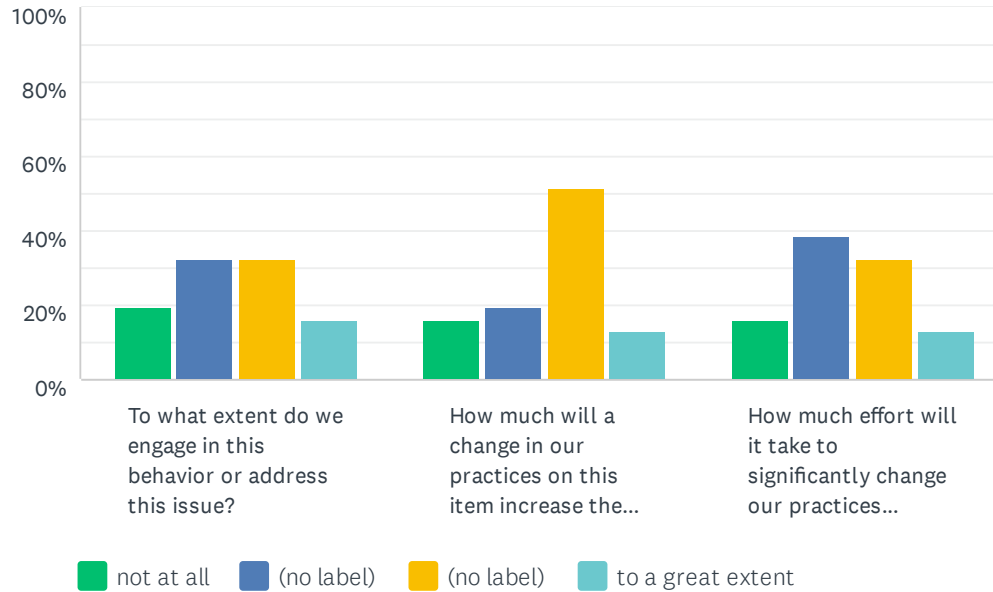
Answered: 31 Skipped: 10



|   | NOT AT ALL  | (NO LABEL)   | (NO LABEL)   | TO A GREAT EXTENT | TOTAL | WEIGHTED AVERAGE |
|---|-------------|--------------|--------------|-------------------|-------|------------------|
| To what extent do we engage in this behavior or address this issue?                                     | 9.68%<br>3  | 45.16%<br>14 | 32.26%<br>10 | 12.90%<br>4       | 31    | 2.48             |
| How much will a change in our practices on this item increase the academic achievement of our students? | 3.23%<br>1  | 22.58%<br>7  | 61.29%<br>19 | 12.90%<br>4       | 31    | 2.84             |
| How much effort will it take to significantly change our practices regarding this issue?                | 16.13%<br>5 | 29.03%<br>9  | 41.94%<br>13 | 12.90%<br>4       | 31    | 2.52             |

### Q43 Prescribe in-class and homework assignments that require students to generate and test hypotheses regarding content.

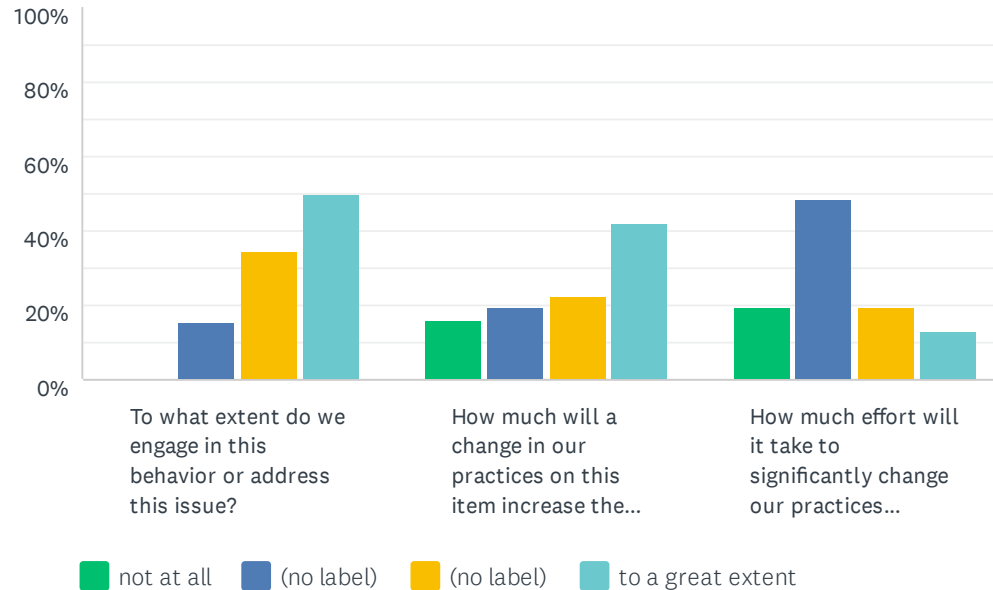
Answered: 31 Skipped: 10



|   | NOT AT ALL  | (NO LABEL)   | (NO LABEL)   | TO A GREAT EXTENT | TOTAL | WEIGHTED AVERAGE |
|---|-------------|--------------|--------------|-------------------|-------|------------------|
| To what extent do we engage in this behavior or address this issue?                                     | 19.35%<br>6 | 32.26%<br>10 | 32.26%<br>10 | 16.13%<br>5       | 31    | 2.45             |
| How much will a change in our practices on this item increase the academic achievement of our students? | 16.13%<br>5 | 19.35%<br>6  | 51.61%<br>16 | 12.90%<br>4       | 31    | 2.61             |
| How much effort will it take to significantly change our practices regarding this issue?                | 16.13%<br>5 | 38.71%<br>12 | 32.26%<br>10 | 12.90%<br>4       | 31    | 2.42             |

### Q44 Have comprehensive and well-articulated rules and procedures for general classroom behavior, beginning and ending the period or day, transitions and interruptions, use of materials and equipment, group work and seatwork.

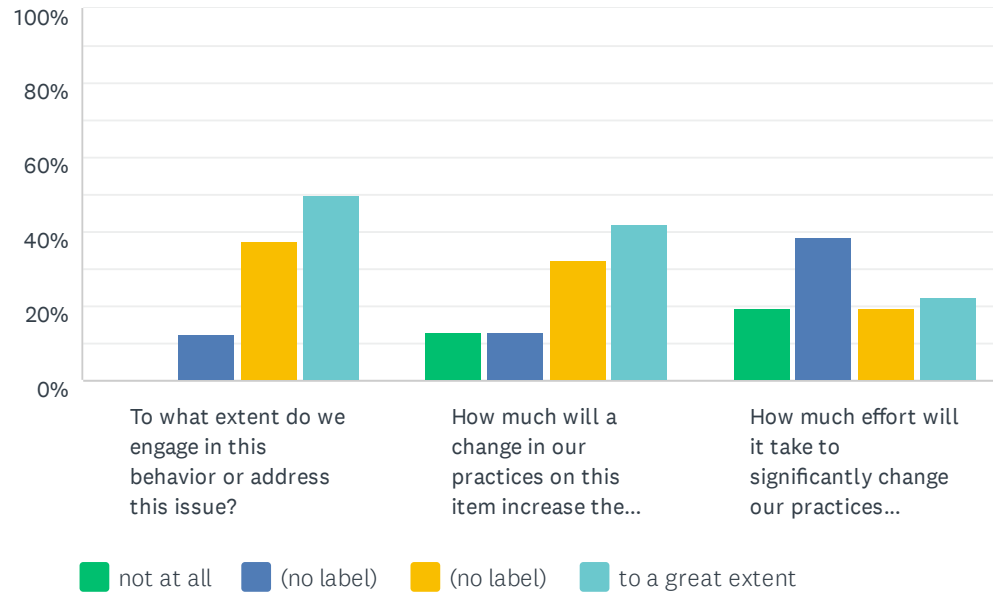
Answered: 32 Skipped: 9



|   | NOT AT ALL  | (NO LABEL)   | (NO LABEL)   | TO A GREAT EXTENT | TOTAL | WEIGHTED AVERAGE |
|---|-------------|--------------|--------------|-------------------|-------|------------------|
| To what extent do we engage in this behavior or address this issue?                                     | 0.00%<br>0  | 15.63%<br>5  | 34.38%<br>11 | 50.00%<br>16      | 32    | 3.34             |
| How much will a change in our practices on this item increase the academic achievement of our students? | 16.13%<br>5 | 19.35%<br>6  | 22.58%<br>7  | 41.94%<br>13      | 31    | 2.90             |
| How much effort will it take to significantly change our practices regarding this issue?                | 19.35%<br>6 | 48.39%<br>15 | 19.35%<br>6  | 12.90%<br>4       | 31    | 2.26             |

## Q45 Use different strategies with different types of students to provide them with a sense of acceptance by the teacher.

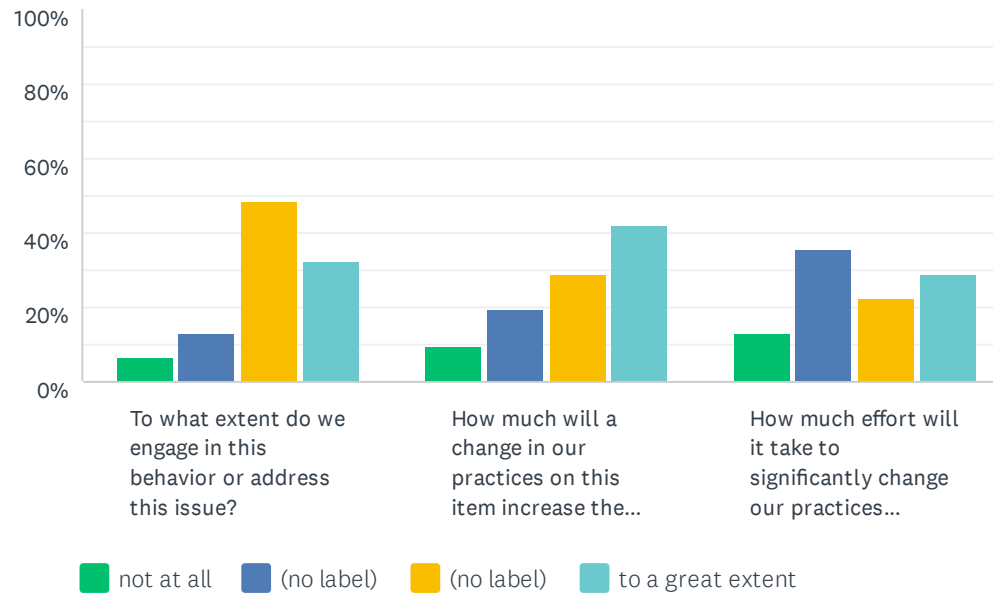
Answered: 32 Skipped: 9



|   | NOT AT ALL  | (NO LABEL)   | (NO LABEL)   | TO A GREAT EXTENT | TOTAL | WEIGHTED AVERAGE |
|---|-------------|--------------|--------------|-------------------|-------|------------------|
| To what extent do we engage in this behavior or address this issue?                                     | 0.00%<br>0  | 12.50%<br>4  | 37.50%<br>12 | 50.00%<br>16      | 32    | 3.38             |
| How much will a change in our practices on this item increase the academic achievement of our students? | 12.90%<br>4 | 12.90%<br>4  | 32.26%<br>10 | 41.94%<br>13      | 31    | 3.03             |
| How much effort will it take to significantly change our practices regarding this issue?                | 19.35%<br>6 | 38.71%<br>12 | 19.35%<br>6  | 22.58%<br>7       | 31    | 2.45             |

### Q46 When planning units of instruction, identify specific types of knowledge that are important for students to learn (e.g., important categories of knowledge, examples, sequences, comparisons, cause-and-effect relationships, correlational relationships, facts, incidents, episodes, terms, skills, processes).

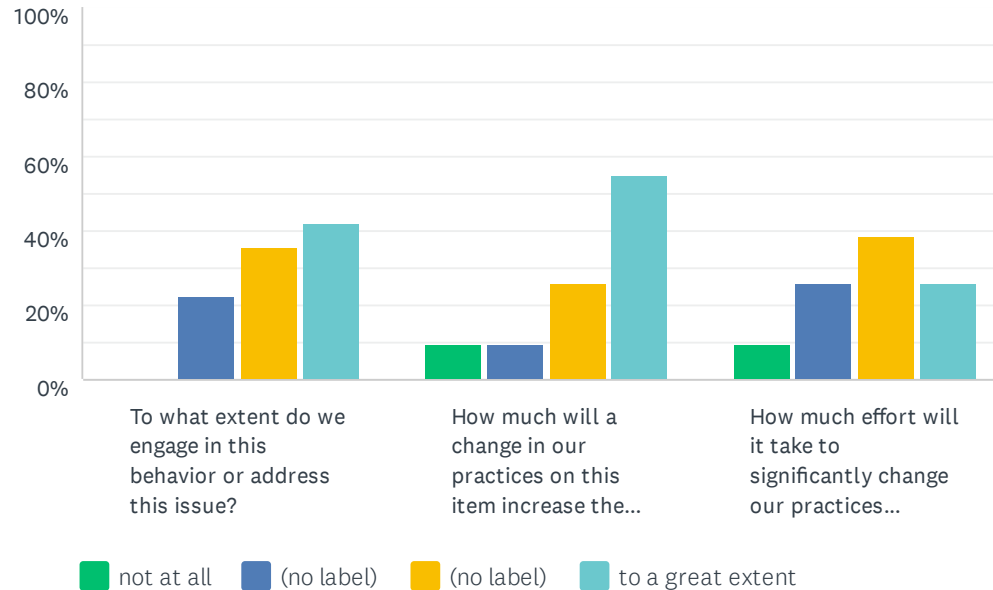
Answered: 31 Skipped: 10



|   | NOT AT ALL  | (NO LABEL)   | (NO LABEL)   | TO A GREAT EXTENT | TOTAL | WEIGHTED AVERAGE |
|---|-------------|--------------|--------------|-------------------|-------|------------------|
| To what extent do we engage in this behavior or address this issue?                                     | 6.45%<br>2  | 12.90%<br>4  | 48.39%<br>15 | 32.26%<br>10      | 31    | 3.06             |
| How much will a change in our practices on this item increase the academic achievement of our students? | 9.68%<br>3  | 19.35%<br>6  | 29.03%<br>9  | 41.94%<br>13      | 31    | 3.03             |
| How much effort will it take to significantly change our practices regarding this issue?                | 12.90%<br>4 | 35.48%<br>11 | 22.58%<br>7  | 29.03%<br>9       | 31    | 2.68             |

### Q47 When planning units of instruction, ensure that students have multiple exposures to new content presented in a variety of forms (e.g., stories, descriptions) using a variety of media (e.g., read about the content, watch a demonstration, listen to a presentation).

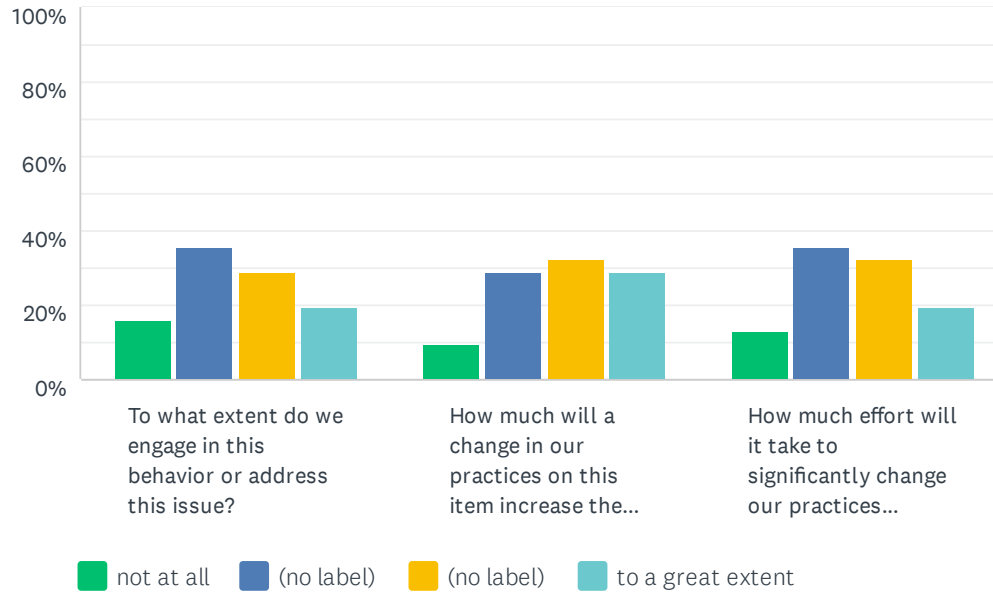
Answered: 31 Skipped: 10



|   | NOT AT ALL | (NO LABEL)  | (NO LABEL)   | TO A GREAT EXTENT | TOTAL | WEIGHTED AVERAGE |
|---|------------|-------------|--------------|-------------------|-------|------------------|
| To what extent do we engage in this behavior or address this issue?                                     | 0.00%<br>0 | 22.58%<br>7 | 35.48%<br>11 | 41.94%<br>13      | 31    | 3.19             |
| How much will a change in our practices on this item increase the academic achievement of our students? | 9.68%<br>3 | 9.68%<br>3  | 25.81%<br>8  | 54.84%<br>17      | 31    | 3.26             |
| How much effort will it take to significantly change our practices regarding this issue?                | 9.68%<br>3 | 25.81%<br>8 | 38.71%<br>12 | 25.81%<br>8       | 31    | 2.81             |

### Q48 When planning a unit of instruction, make a clear distinction between skills and processes that are to be mastered versus skills and processes that are to be experienced but not mastered.

Answered: 31 Skipped: 10

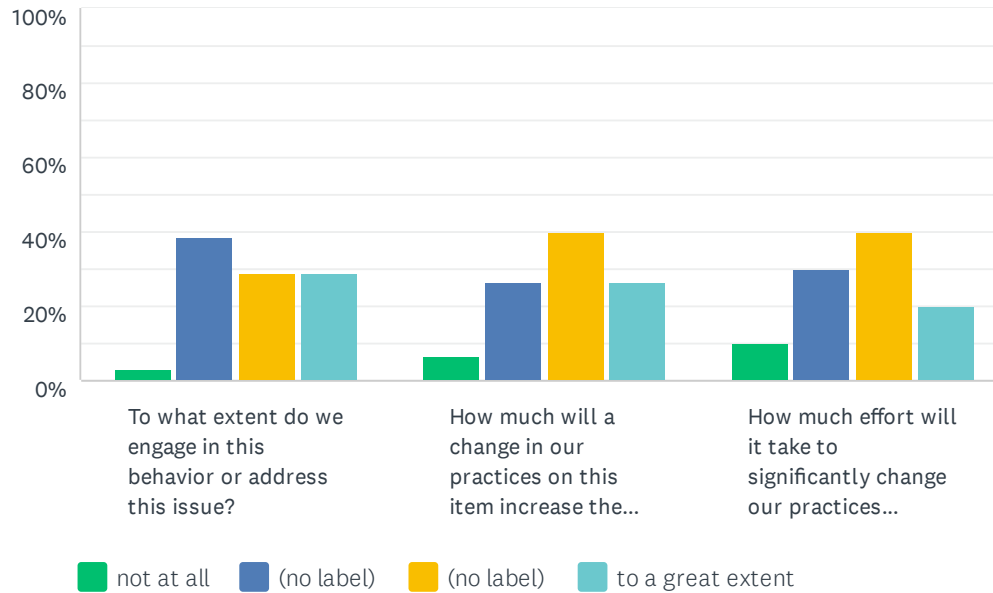


|   | NOT AT ALL  | (NO LABEL)   | (NO LABEL)   | TO A GREAT EXTENT | TOTAL | WEIGHTED AVERAGE |
|---|-------------|--------------|--------------|-------------------|-------|------------------|
| To what extent do we engage in this behavior or address this issue?                                     | 16.13%<br>5 | 35.48%<br>11 | 29.03%<br>9  | 19.35%<br>6       | 31    | 2.52             |
| How much will a change in our practices on this item increase the academic achievement of our students? | 9.68%<br>3  | 29.03%<br>9  | 32.26%<br>10 | 29.03%<br>9       | 31    | 2.81             |
| How much effort will it take to significantly change our practices regarding this issue?                | 12.90%<br>4 | 35.48%<br>11 | 32.26%<br>10 | 19.35%<br>6       | 31    | 2.58             |



### Q49 When planning units of instruction, organize examples into categories or groups that demonstrate the essential features of the content.

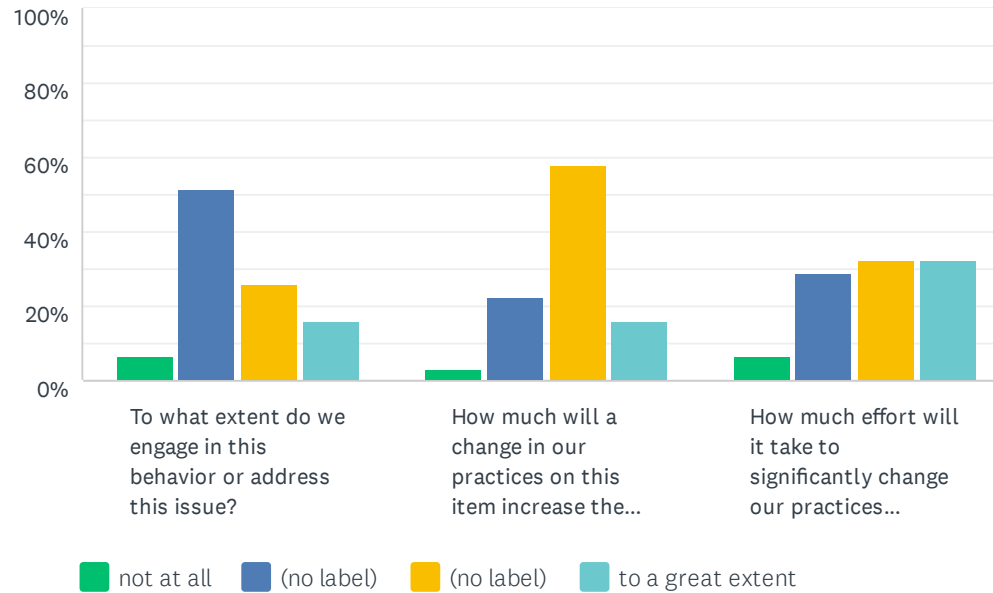
Answered: 31 Skipped: 10



|   | NOT AT ALL  | (NO LABEL)   | (NO LABEL)   | TO A GREAT EXTENT | TOTAL | WEIGHTED AVERAGE |
|---|-------------|--------------|--------------|-------------------|-------|------------------|
| To what extent do we engage in this behavior or address this issue?                                     | 3.23%<br>1  | 38.71%<br>12 | 29.03%<br>9  | 29.03%<br>9       | 31    | 2.84             |
| How much will a change in our practices on this item increase the academic achievement of our students? | 6.67%<br>2  | 26.67%<br>8  | 40.00%<br>12 | 26.67%<br>8       | 30    | 2.87             |
| How much effort will it take to significantly change our practices regarding this issue?                | 10.00%<br>3 | 30.00%<br>9  | 40.00%<br>12 | 20.00%<br>6       | 30    | 2.70             |

### Q50 When planning a unit of instruction, ensure that students will be involved in complex projects that require them to address content in unique ways.

Answered: 31 Skipped: 10



|   | NOT AT ALL | (NO LABEL)   | (NO LABEL)   | TO A GREAT EXTENT | TOTAL | WEIGHTED AVERAGE |
|---|------------|--------------|--------------|-------------------|-------|------------------|
| To what extent do we engage in this behavior or address this issue?                                     | 6.45%<br>2 | 51.61%<br>16 | 25.81%<br>8  | 16.13%<br>5       | 31    | 2.52             |
| How much will a change in our practices on this item increase the academic achievement of our students? | 3.23%<br>1 | 22.58%<br>7  | 58.06%<br>18 | 16.13%<br>5       | 31    | 2.87             |
| How much effort will it take to significantly change our practices regarding this issue?                | 6.45%<br>2 | 29.03%<br>9  | 32.26%<br>10 | 32.26%<br>10      | 31    | 2.90             |